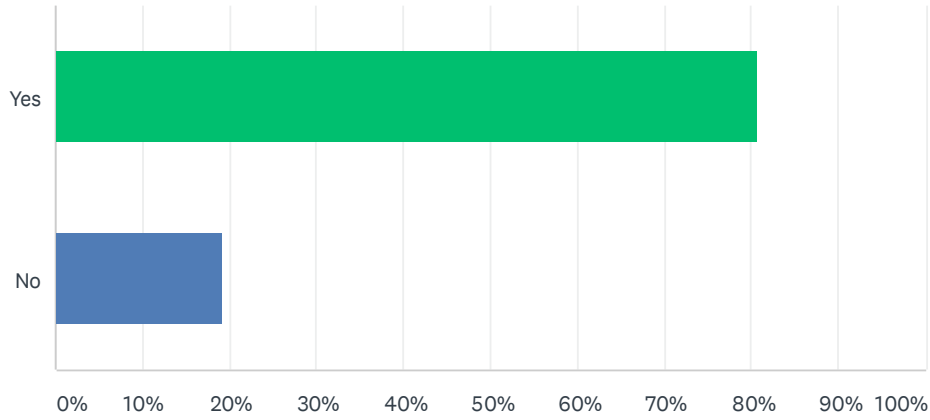


Q1 Do you live in the Town of Mayerthorpe?

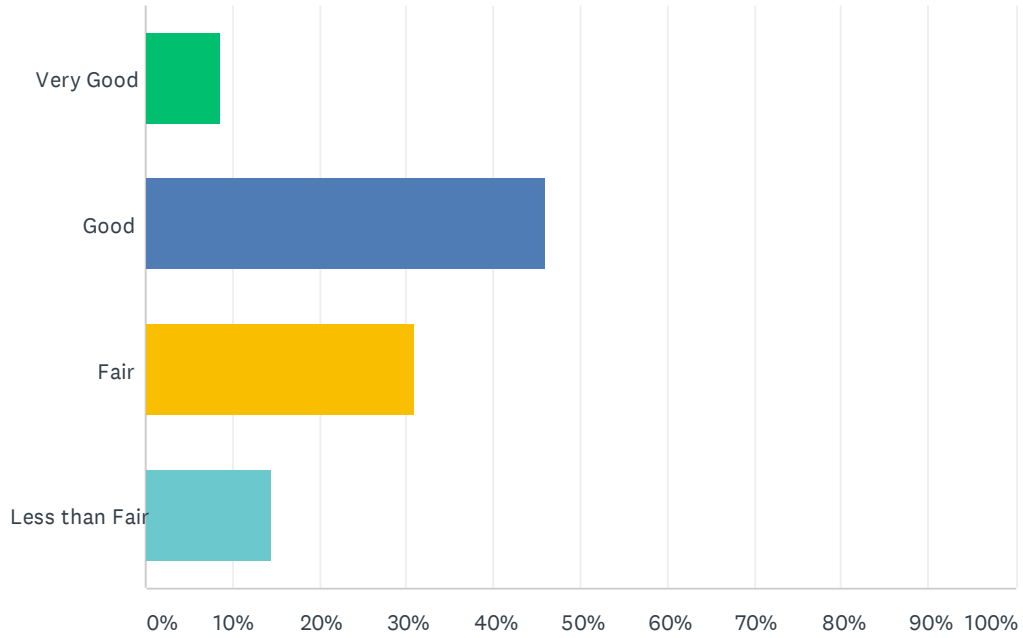
Answered: 140 Skipped: 0



ANSWER CHOICES	RESPONSES	
Yes	80.71%	113
No	19.29%	27
Total Respondents: 140		

Q2 Thinking about public service amenities in Town. In general, how would you rate your quality of life in Mayerthorpe?

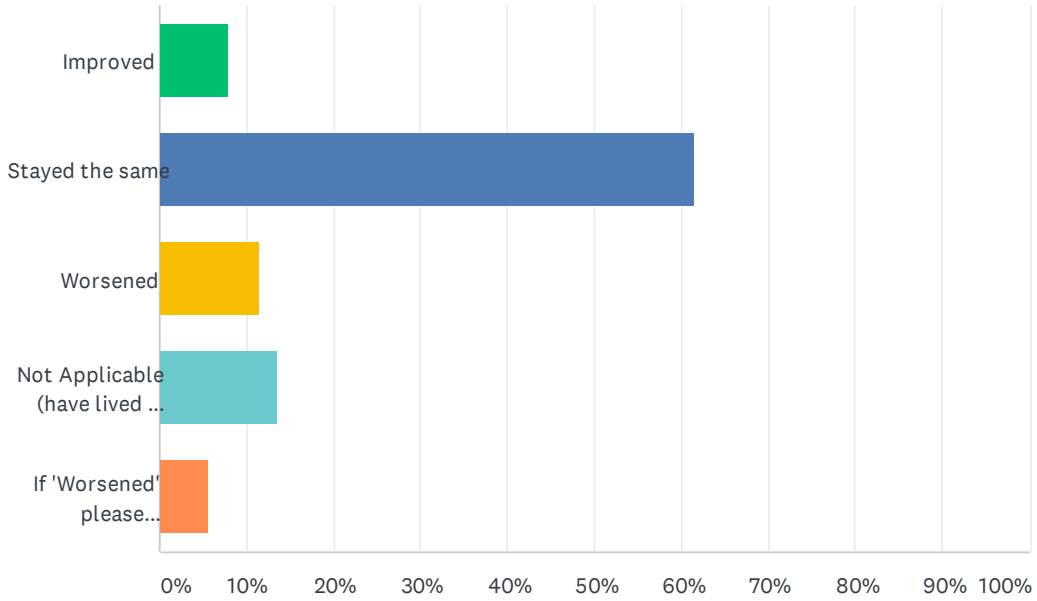
Answered: 139 Skipped: 1



ANSWER CHOICES	RESPONSES	
Very Good	8.63%	12
Good	46.04%	64
Fair	30.94%	43
Less than Fair	14.39%	20
Total Respondents: 139		

Q3 Do you feel your quality of life in Mayerthorpe in the past 5 years has...

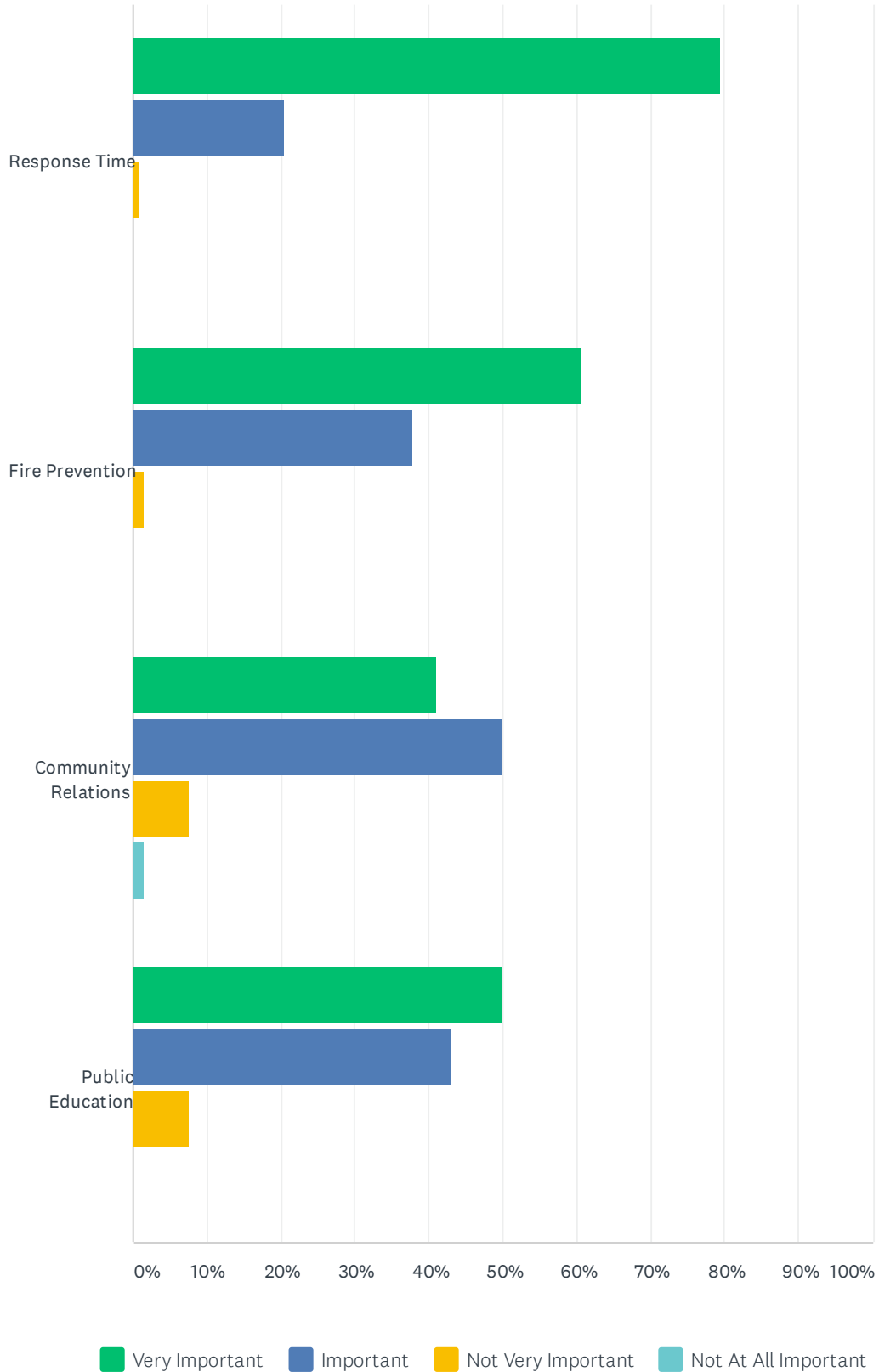
Answered: 140 Skipped: 0



ANSWER CHOICES	RESPONSES	
Improved	7.86%	11
Stayed the same	61.43%	86
Worsened	11.43%	16
Not Applicable (have lived in Mayerthorpe less than 5 years)	13.57%	19
If 'Worsened' please explain:	5.71%	8
Total Respondents: 140		

Q4 How important are the following to you?

Answered: 132 Skipped: 8

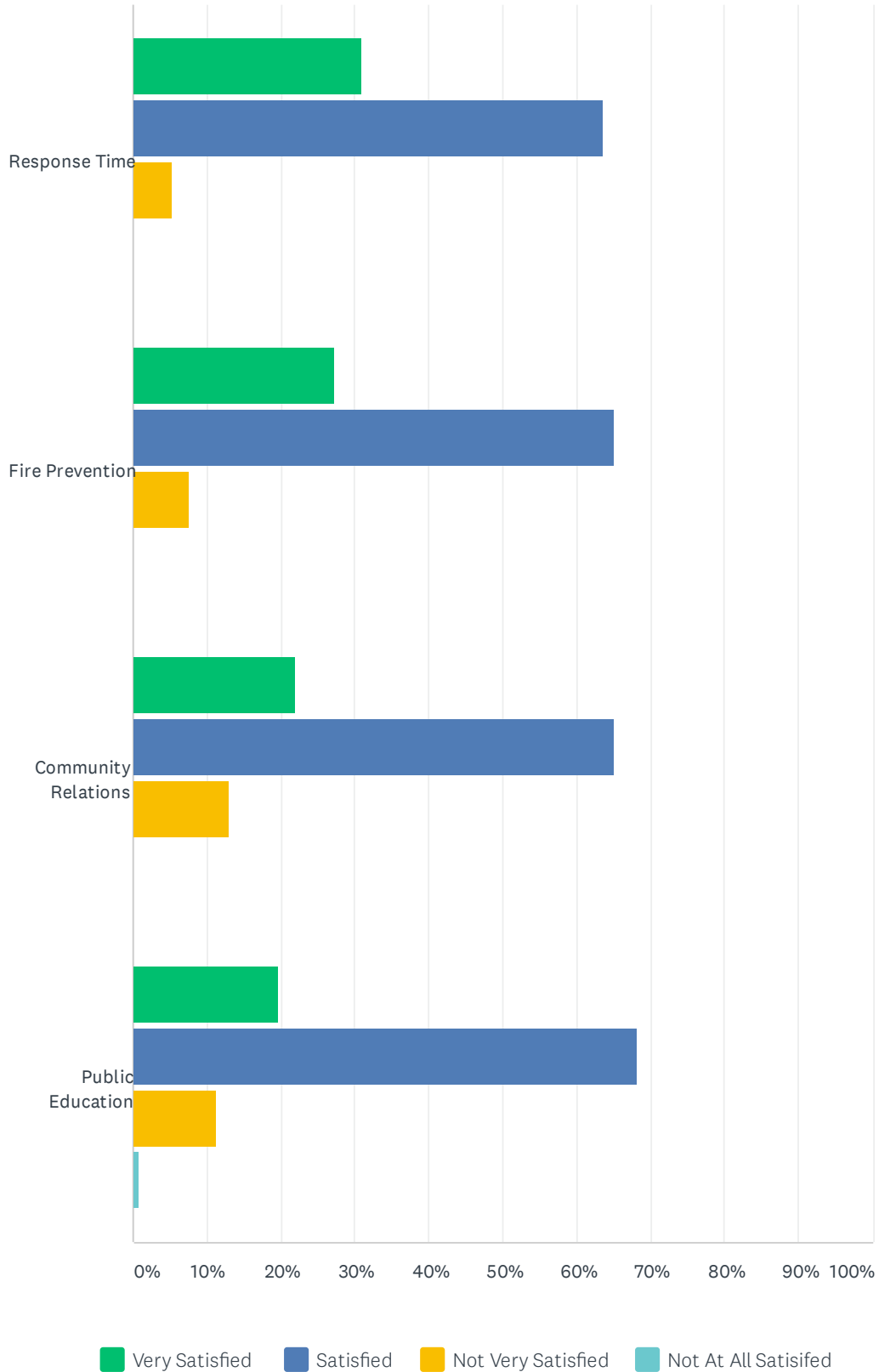


Mayerthorpe Citizen Survey 2021

	VERY IMPORTANT	IMPORTANT	NOT VERY IMPORTANT	NOT AT ALL IMPORTANT	TOTAL RESPONDENTS
Response Time	79.55% 105	20.45% 27	0.76% 1	0.00% 0	132
Fire Prevention	60.61% 80	37.88% 50	1.52% 2	0.00% 0	132
Community Relations	40.91% 54	50.00% 66	7.58% 10	1.52% 2	132
Public Education	50.00% 66	43.18% 57	7.58% 10	0.00% 0	132

Q5 How satisfied are you with the following?

Answered: 132 Skipped: 8

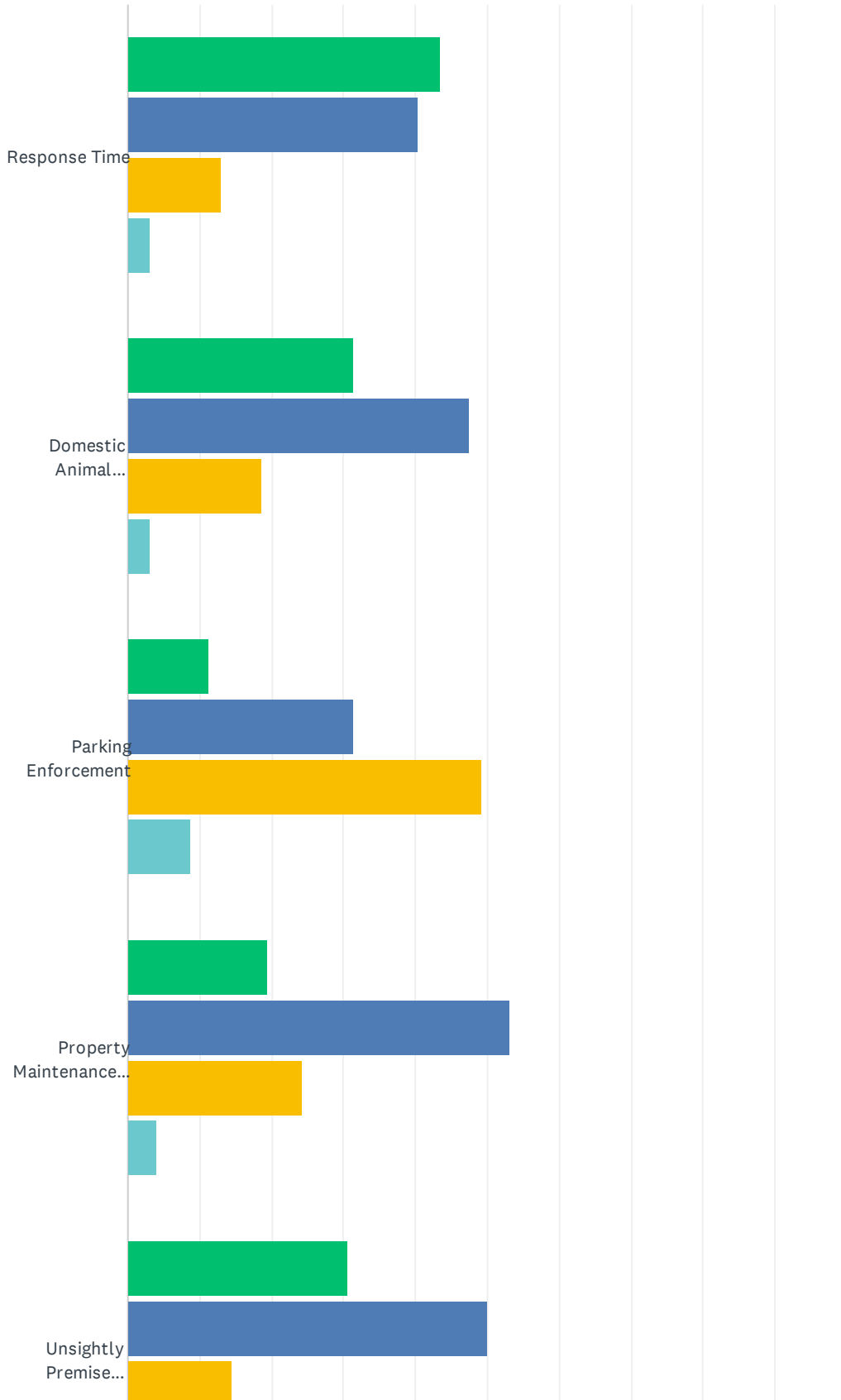


Mayerthorpe Citizen Survey 2021

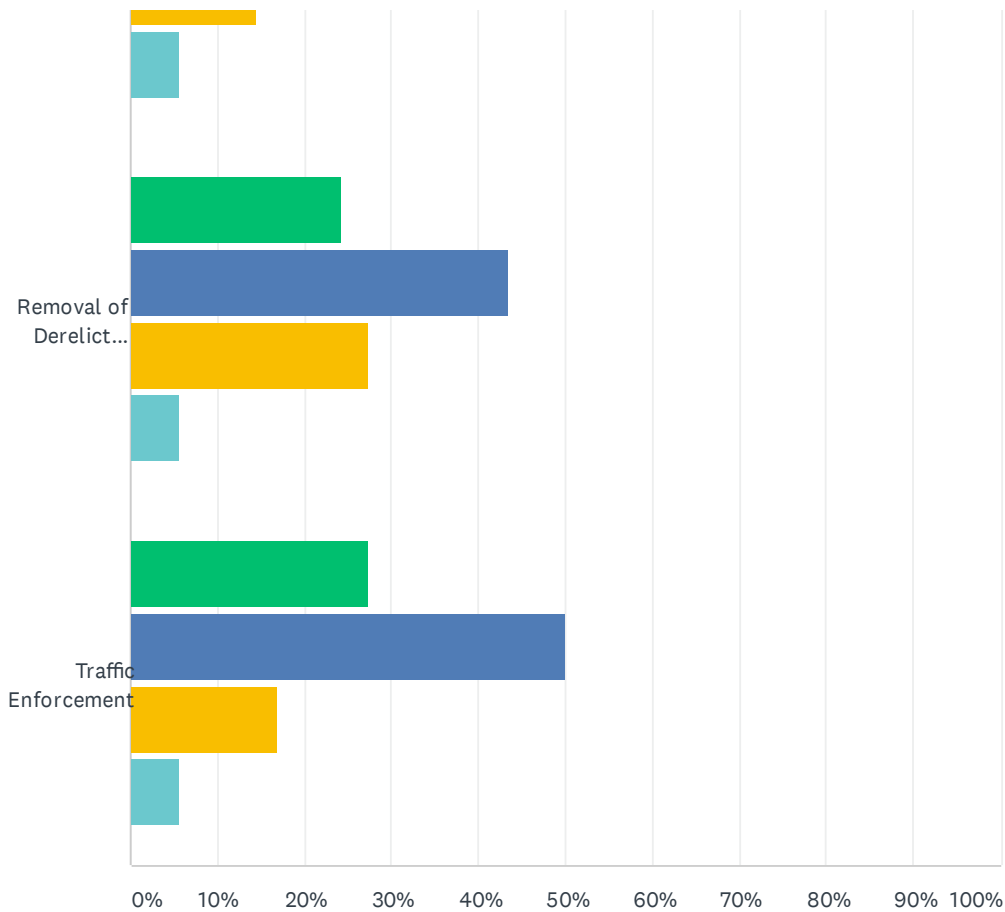
	VERY SATISFIED	SATISFIED	NOT VERY SATISFIED	NOT AT ALL SATISFIED	TOTAL RESPONDENTS
Response Time	31.06% 41	63.64% 84	5.30% 7	0.00% 0	132
Fire Prevention	27.27% 36	65.15% 86	7.58% 10	0.00% 0	132
Community Relations	21.97% 29	65.15% 86	12.88% 17	0.00% 0	132
Public Education	19.70% 26	68.18% 90	11.36% 15	0.76% 1	132

Q6 How important are the following to you?

Answered: 124 Skipped: 16



Mayerthorpe Citizen Survey 2021

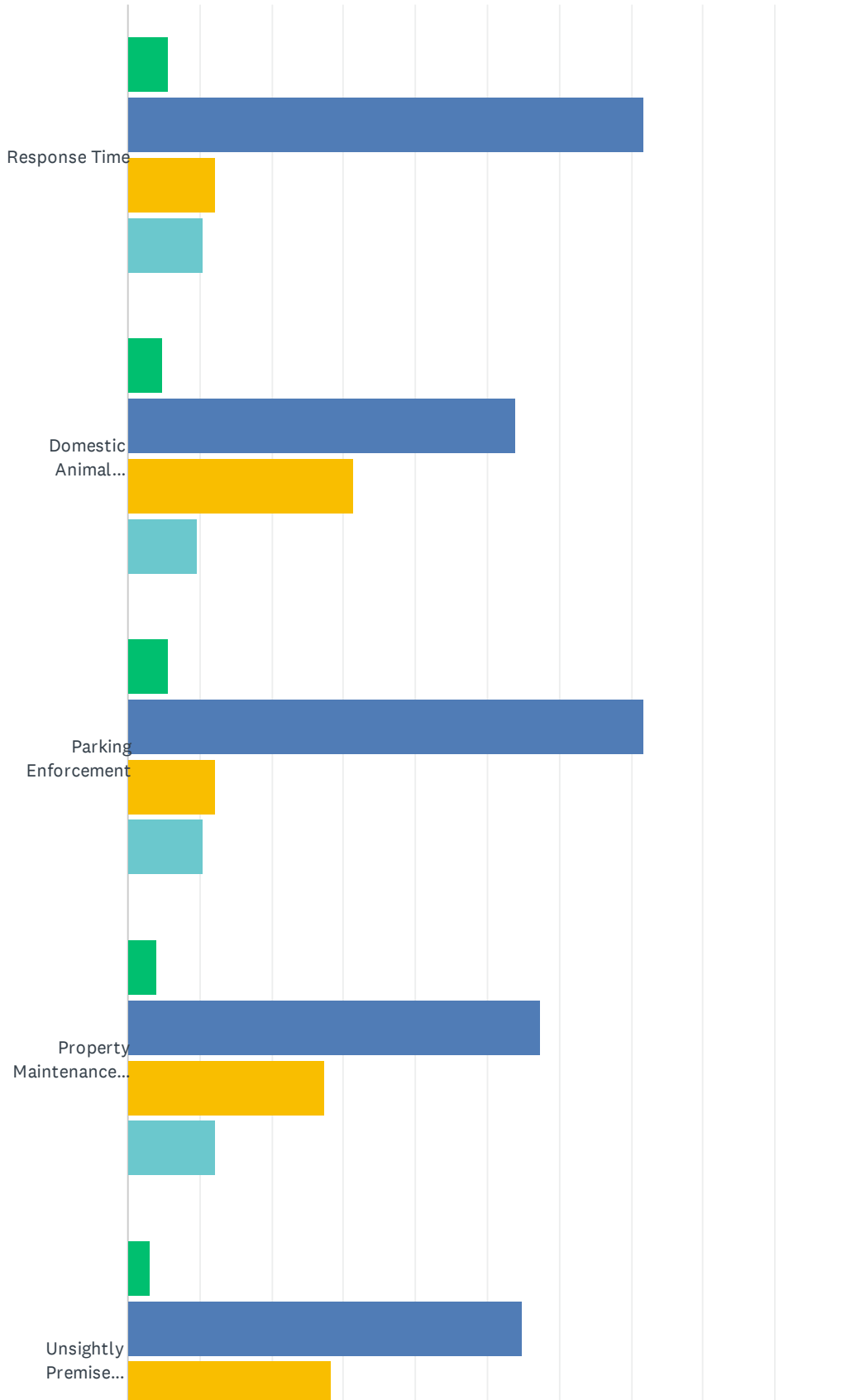


■ Very Important
 ■ Important
 ■ Not Very Important
 ■ Not At All Important

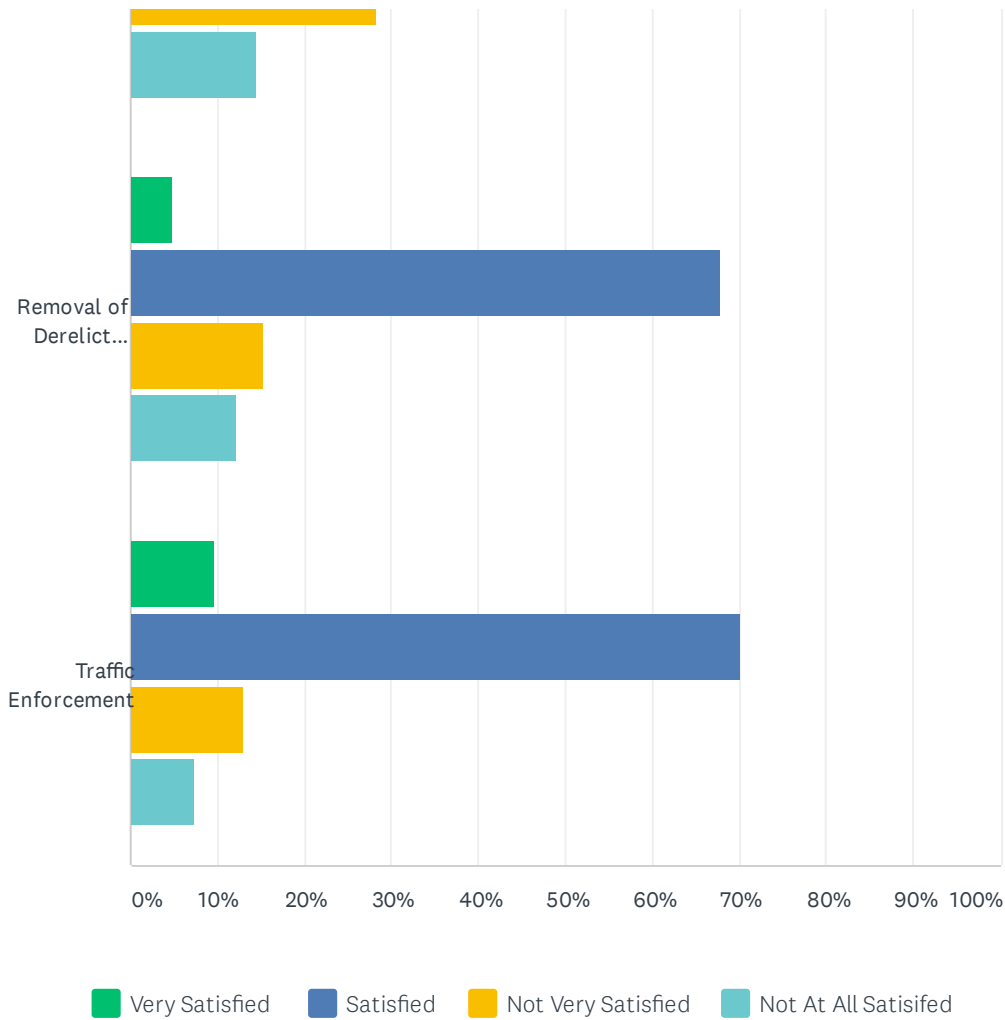
	VERY IMPORTANT	IMPORTANT	NOT VERY IMPORTANT	NOT AT ALL IMPORTANT	TOTAL RESPONDENTS
Response Time	43.55% 54	40.32% 50	12.90% 16	3.23% 4	124
Domestic Animal Enforcement	31.45% 39	47.58% 59	18.55% 23	3.23% 4	124
Parking Enforcement	11.29% 14	31.45% 39	49.19% 61	8.87% 11	124
Property Maintenance Enforcement	19.35% 24	53.23% 66	24.19% 30	4.03% 5	124
Unsightly Premise Enforcement	30.65% 38	50.00% 62	14.52% 18	5.65% 7	124
Removal of Derelict Vehicles Enforcement	24.19% 30	43.55% 54	27.42% 34	5.65% 7	124
Traffic Enforcement	27.42% 34	50.00% 62	16.94% 21	5.65% 7	124

Q7 How satisfied are you with the following?

Answered: 124 Skipped: 16



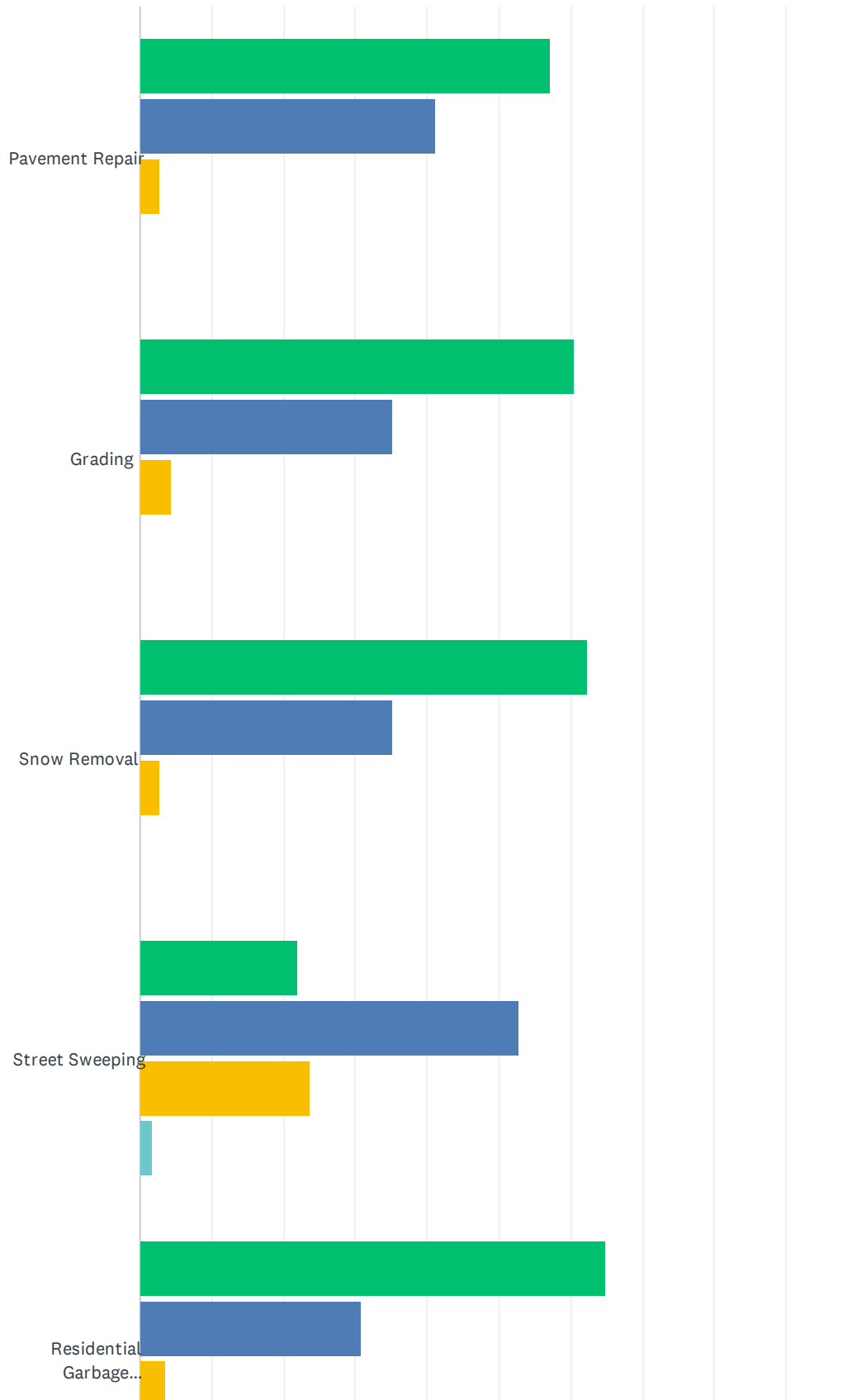
Mayerthorpe Citizen Survey 2021



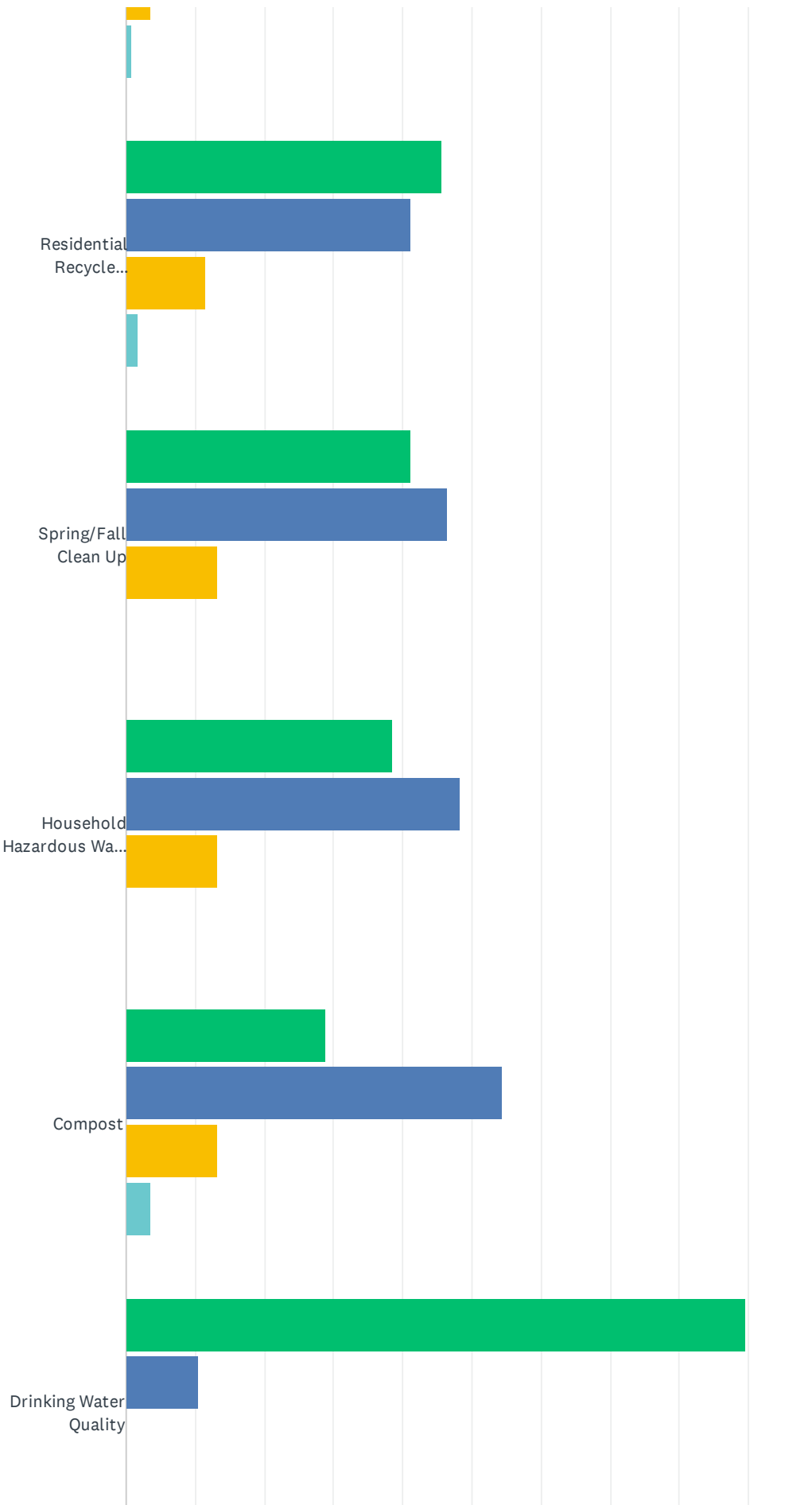
	VERY SATISFIED	SATISFIED	NOT VERY SATISFIED	NOT AT ALL SATISFIED	TOTAL RESPONDENTS
Response Time	5.65% 7	71.77% 89	12.10% 15	10.48% 13	124
Domestic Animal Enforcement	4.84% 6	54.03% 67	31.45% 39	9.68% 12	124
Parking Enforcement	5.65% 7	71.77% 89	12.10% 15	10.48% 13	124
Property Maintenance Enforcement	4.03% 5	57.26% 71	27.42% 34	12.10% 15	124
Unsightly Premise Enforcement	3.23% 4	54.84% 68	28.23% 35	14.52% 18	124
Removal of Derelict Vehicles Enforcement	4.84% 6	67.74% 84	15.32% 19	12.10% 15	124
Traffic Enforcement	9.68% 12	70.16% 87	12.90% 16	7.26% 9	124

Q8 How important are the following to you?

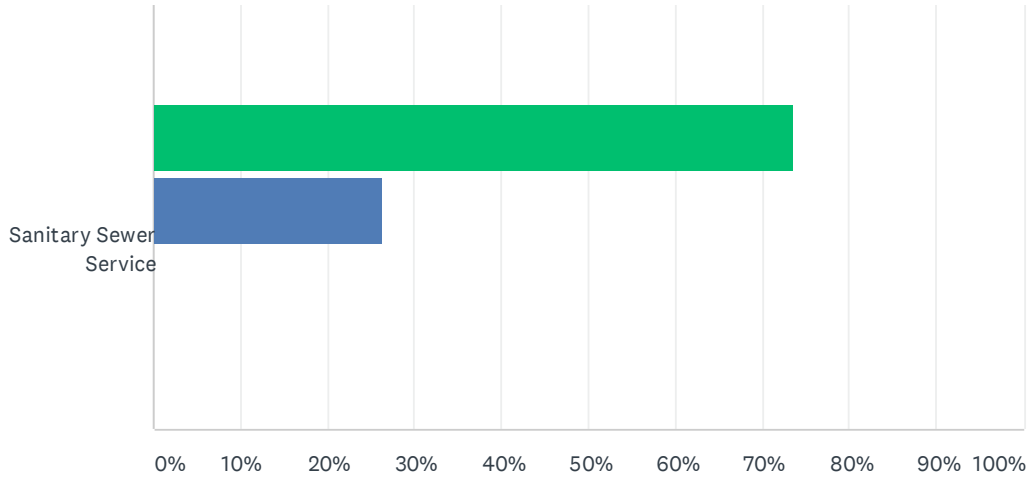
Answered: 114 Skipped: 26



Mayerthorpe Citizen Survey 2021



Mayerthorpe Citizen Survey 2021

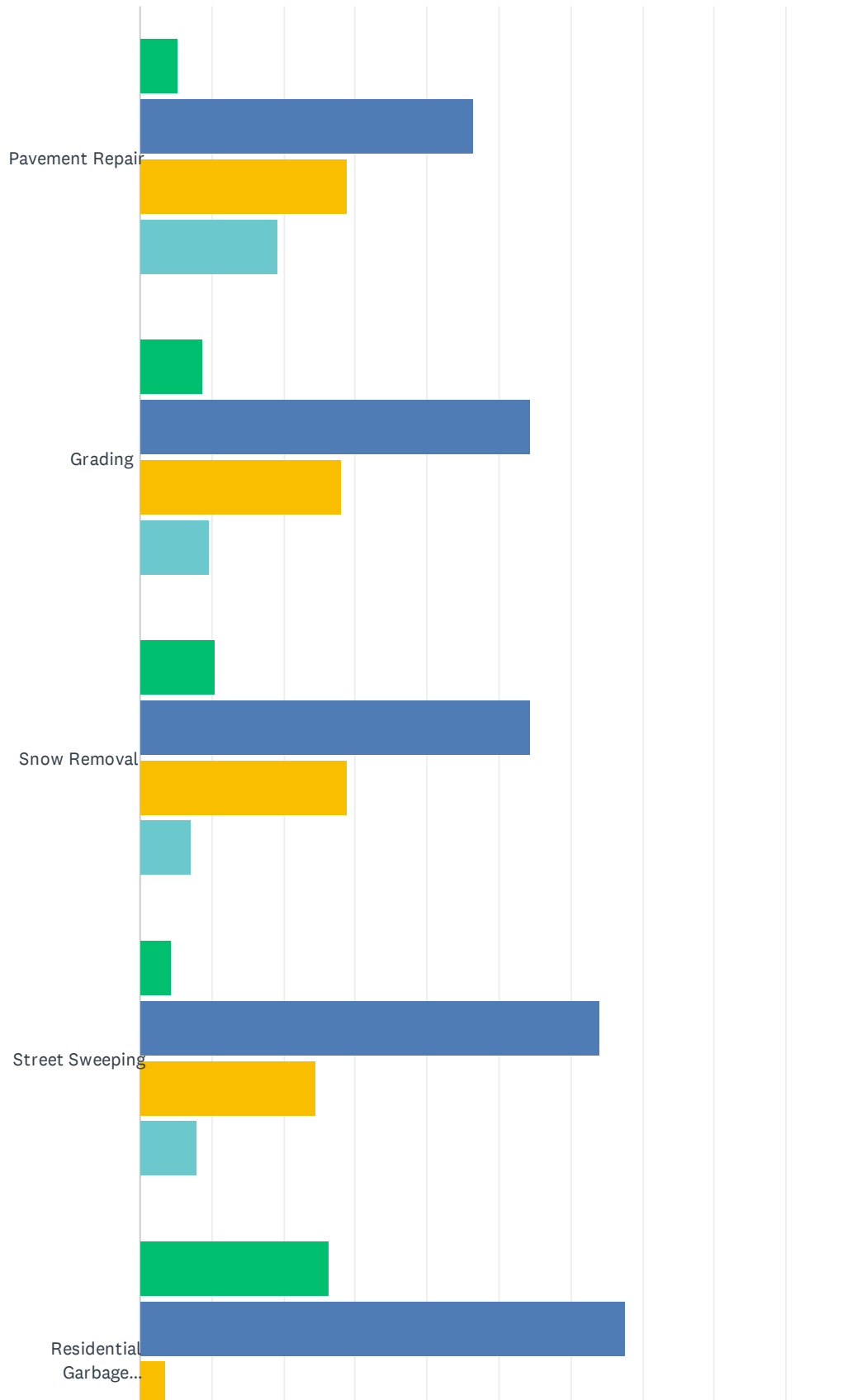


■ Very Important
 ■ Important
 ■ Not Very Important
 ■ Not At All Important

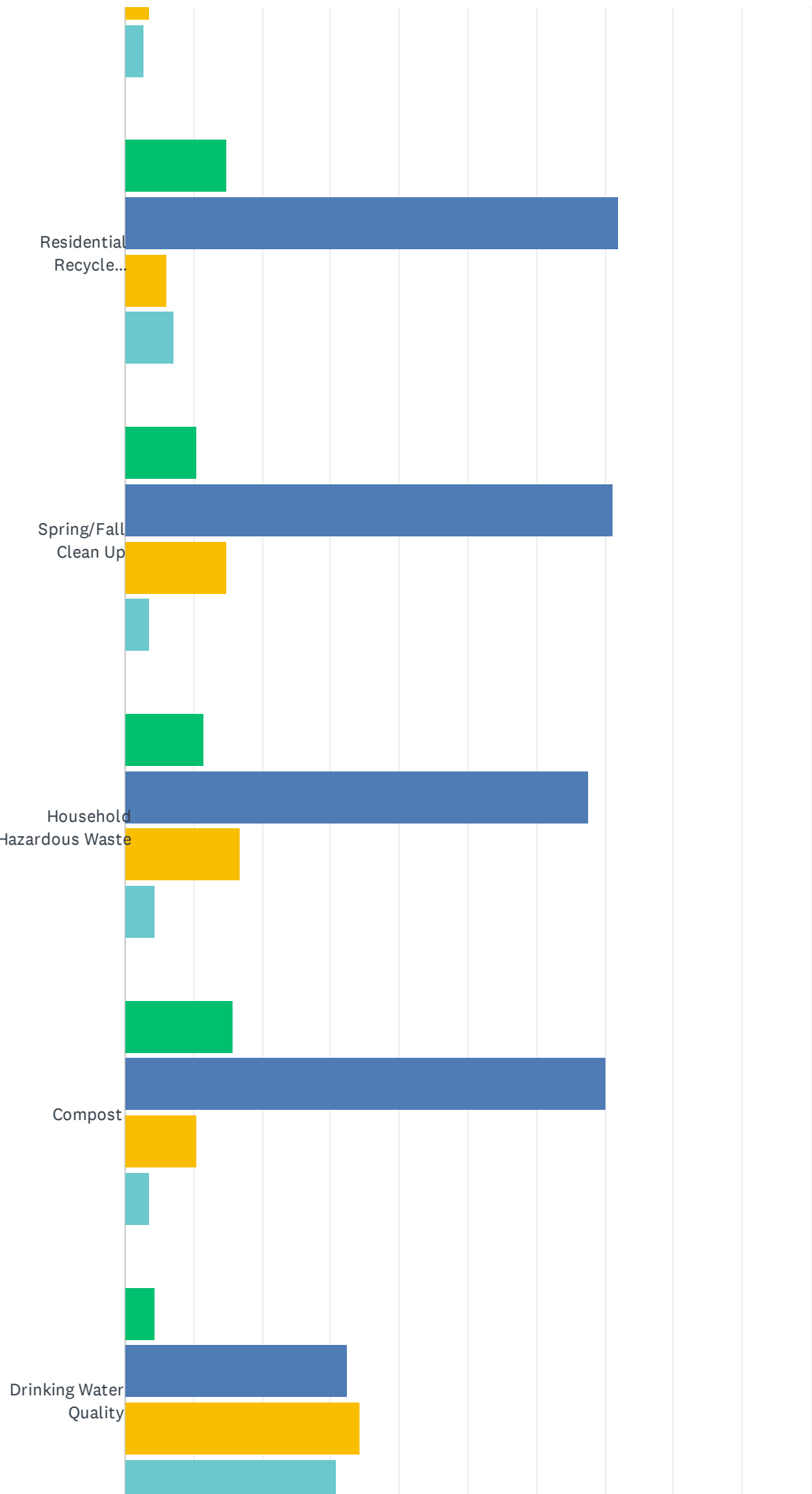
	VERY IMPORTANT	IMPORTANT	NOT VERY IMPORTANT	NOT AT ALL IMPORTANT	TOTAL RESPONDENTS
Pavement Repair	57.02% 65	41.23% 47	2.63% 3	0.00% 0	114
Grading	60.53% 69	35.09% 40	4.39% 5	0.00% 0	114
Snow Removal	62.28% 71	35.09% 40	2.63% 3	0.00% 0	114
Street Sweeping	21.93% 25	52.63% 60	23.68% 27	1.75% 2	114
Residential Garbage Collection	64.91% 74	30.70% 35	3.51% 4	0.88% 1	114
Residential Recycle Collection	45.61% 52	41.23% 47	11.40% 13	1.75% 2	114
Spring/Fall Clean Up	41.23% 47	46.49% 53	13.16% 15	0.00% 0	114
Household Hazardous Waste Collection	38.60% 44	48.25% 55	13.16% 15	0.00% 0	114
Compost	28.95% 33	54.39% 62	13.16% 15	3.51% 4	114
Drinking Water Quality	89.47% 102	10.53% 12	0.00% 0	0.00% 0	114
Sanitary Sewer Service	73.68% 84	26.32% 30	0.00% 0	0.00% 0	114

Q9 How satisfied are you?

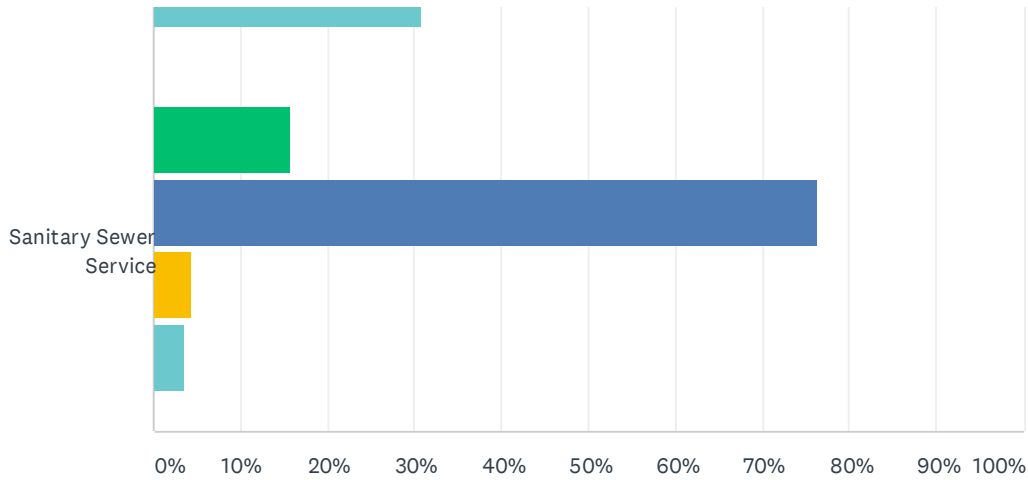
Answered: 114 Skipped: 26



Mayerthorpe Citizen Survey 2021



Mayerthorpe Citizen Survey 2021

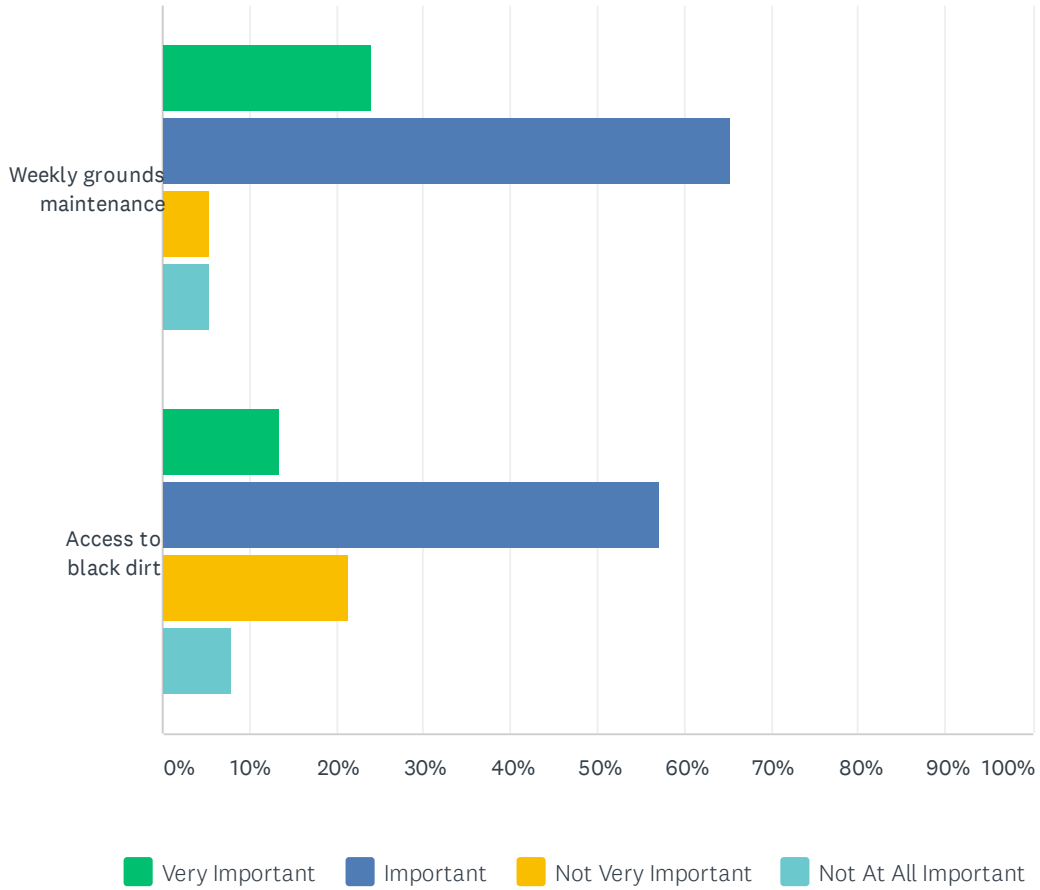


■ Very Satisfied
 ■ Satisfied
 ■ Not Very Satisfied
 ■ Not At All Satisfied

	VERY SATISFIED	SATISFIED	NOT VERY SATISFIED	NOT AT ALL SATISFIED	TOTAL RESPONDENTS
Pavement Repair	5.26% 6	46.49% 53	28.95% 33	19.30% 22	114
Grading	8.77% 10	54.39% 62	28.07% 32	9.65% 11	114
Snow Removal	10.53% 12	54.39% 62	28.95% 33	7.02% 8	114
Street Sweeping	4.39% 5	64.04% 73	24.56% 28	7.89% 9	114
Residential Garbage Collection	26.32% 30	67.54% 77	3.51% 4	2.63% 3	114
Residential Recycle Collection	14.91% 17	71.93% 82	6.14% 7	7.02% 8	114
Spring/Fall Clean Up	10.53% 12	71.05% 81	14.91% 17	3.51% 4	114
Household Hazardous Waste	11.40% 13	67.54% 77	16.67% 19	4.39% 5	114
Compost	15.79% 18	70.18% 80	10.53% 12	3.51% 4	114
Drinking Water Quality	4.39% 5	32.46% 37	34.21% 39	30.70% 35	114
Sanitary Sewer Service	15.79% 18	76.32% 87	4.39% 5	3.51% 4	114

Q10 How important are the following to you?

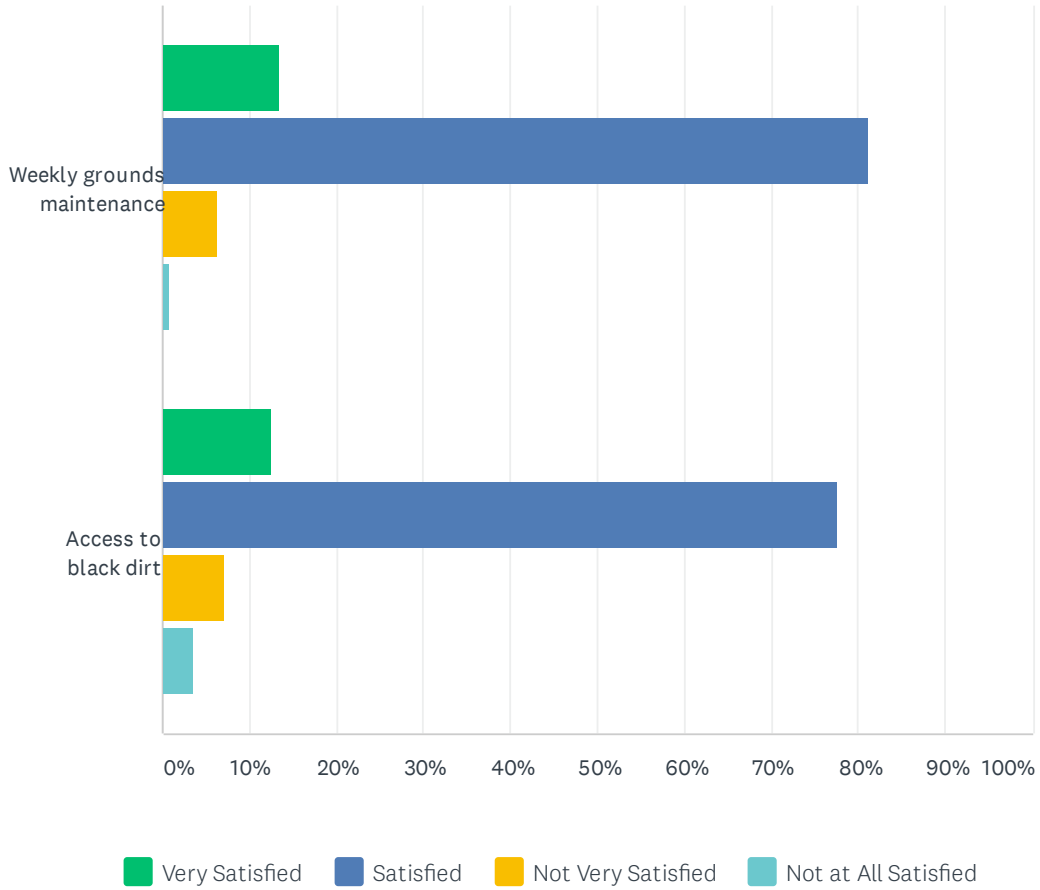
Answered: 112 Skipped: 28



	VERY IMPORTANT	IMPORTANT	NOT VERY IMPORTANT	NOT AT ALL IMPORTANT	TOTAL RESPONDENTS
Weekly grounds maintenance	24.11% 27	65.18% 73	5.36% 6	5.36% 6	112
Access to black dirt	13.39% 15	57.14% 64	21.43% 24	8.04% 9	112

Q11 How satisfied are you with?

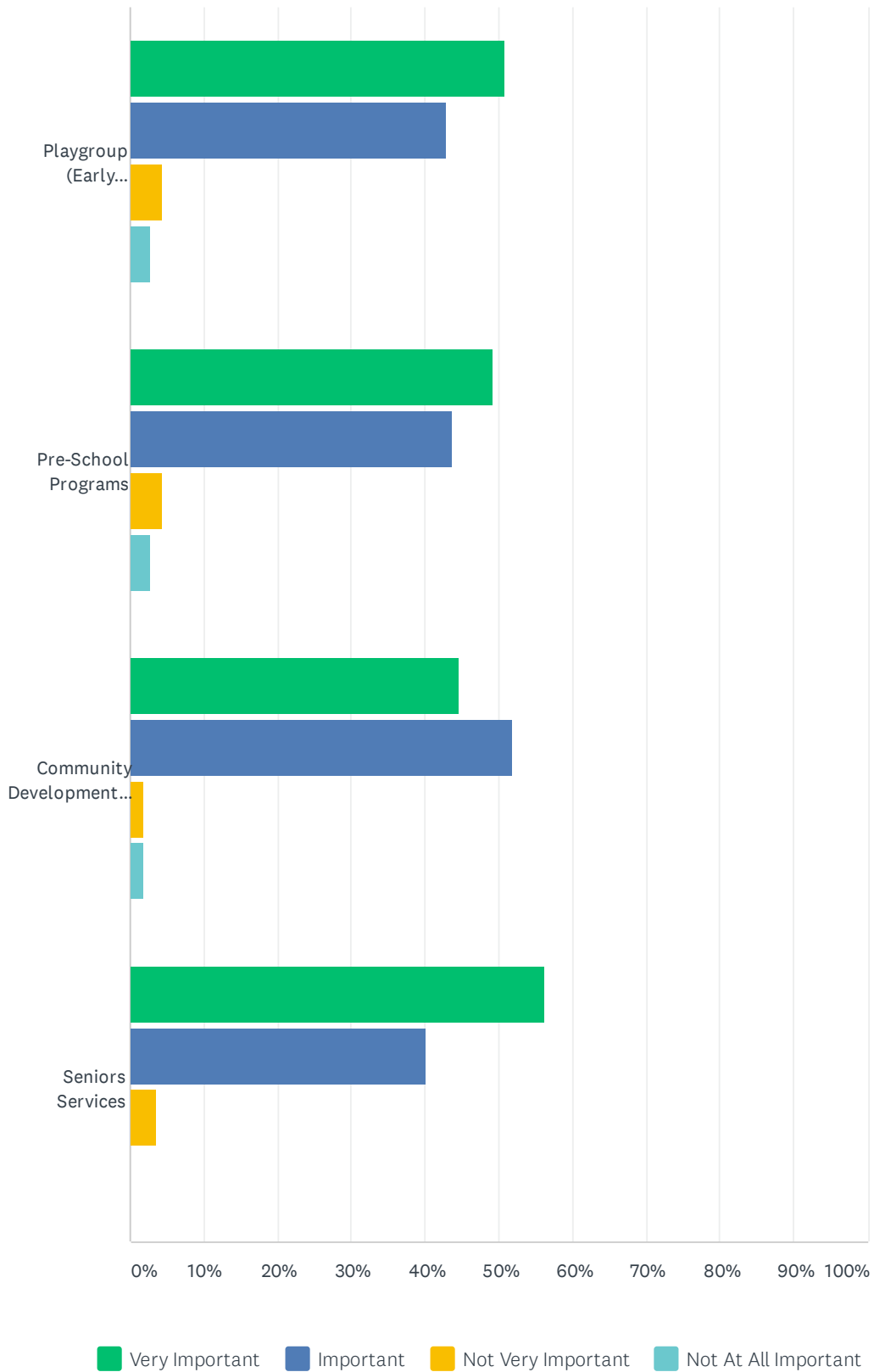
Answered: 112 Skipped: 28



	VERY SATISFIED	SATISFIED	NOT VERY SATISFIED	NOT AT ALL SATISFIED	TOTAL RESPONDENTS
Weekly grounds maintenance	13.39% 15	81.25% 91	6.25% 7	0.89% 1	112
Access to black dirt	12.50% 14	77.68% 87	7.14% 8	3.57% 4	112

Q12 How important are the following to you, even if you do not use this service?

Answered: 112 Skipped: 28

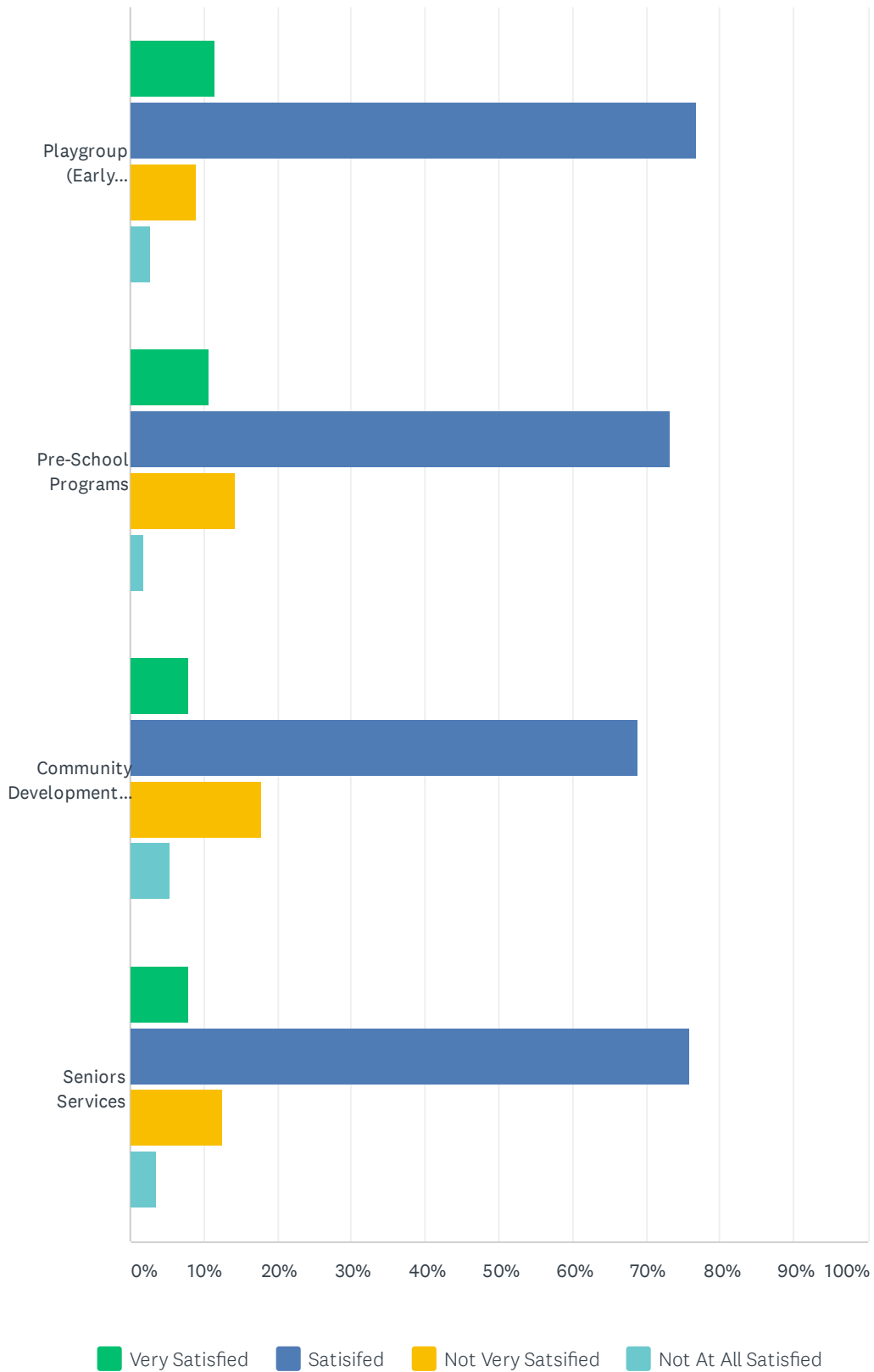


Mayerthorpe Citizen Survey 2021

	VERY IMPORTANT	IMPORTANT	NOT VERY IMPORTANT	NOT AT ALL IMPORTANT	TOTAL RESPONDENTS
Playgroup (Early Childhood Learning)	50.89% 57	42.86% 48	4.46% 5	2.68% 3	112
Pre-School Programs	49.11% 55	43.75% 49	4.46% 5	2.68% 3	112
Community Development (partnerships, linkages & support to community groups)	44.64% 50	51.79% 58	1.79% 2	1.79% 2	112
Seniors Services	56.25% 63	40.18% 45	3.57% 4	0.00% 0	112

Q13 How satisfied are you with the following, even if you do not use this service?

Answered: 112 Skipped: 28

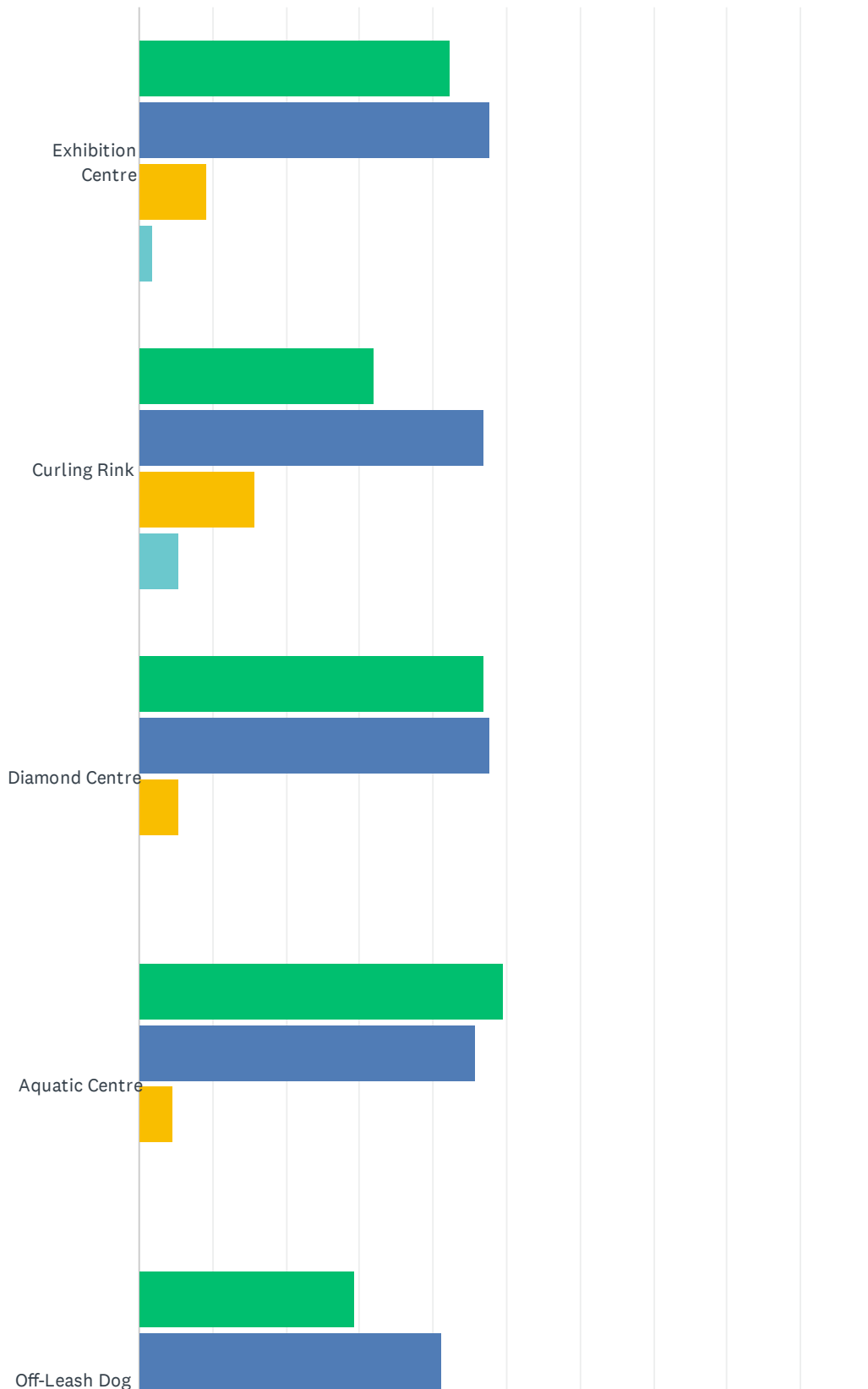


Mayerthorpe Citizen Survey 2021

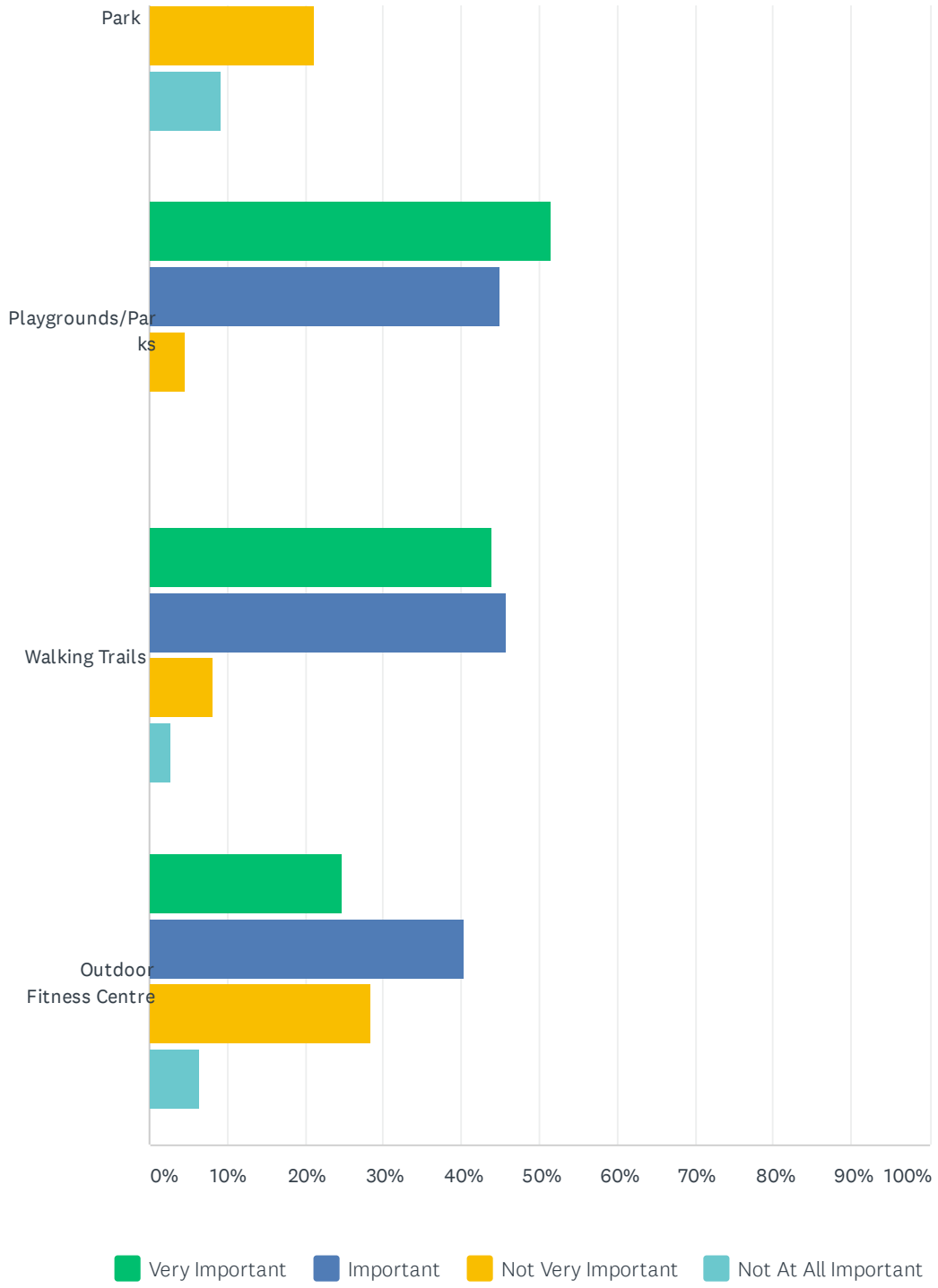
	VERY SATISFIED	SATISFIED	NOT VERY SATISFIED	NOT AT ALL SATISFIED	TOTAL RESPONDENTS
Playgroup (Early Childhood Learning)	11.61% 13	76.79% 86	8.93% 10	2.68% 3	112
Pre-School Programs	10.71% 12	73.21% 82	14.29% 16	1.79% 2	112
Community Development (partnerships, linkages & support to community groups)	8.04% 9	68.75% 77	17.86% 20	5.36% 6	112
Seniors Services	8.04% 9	75.89% 85	12.50% 14	3.57% 4	112

Q14 How important are the following to you, even if you do not use this service?

Answered: 109 Skipped: 31



Mayerthorpe Citizen Survey 2021

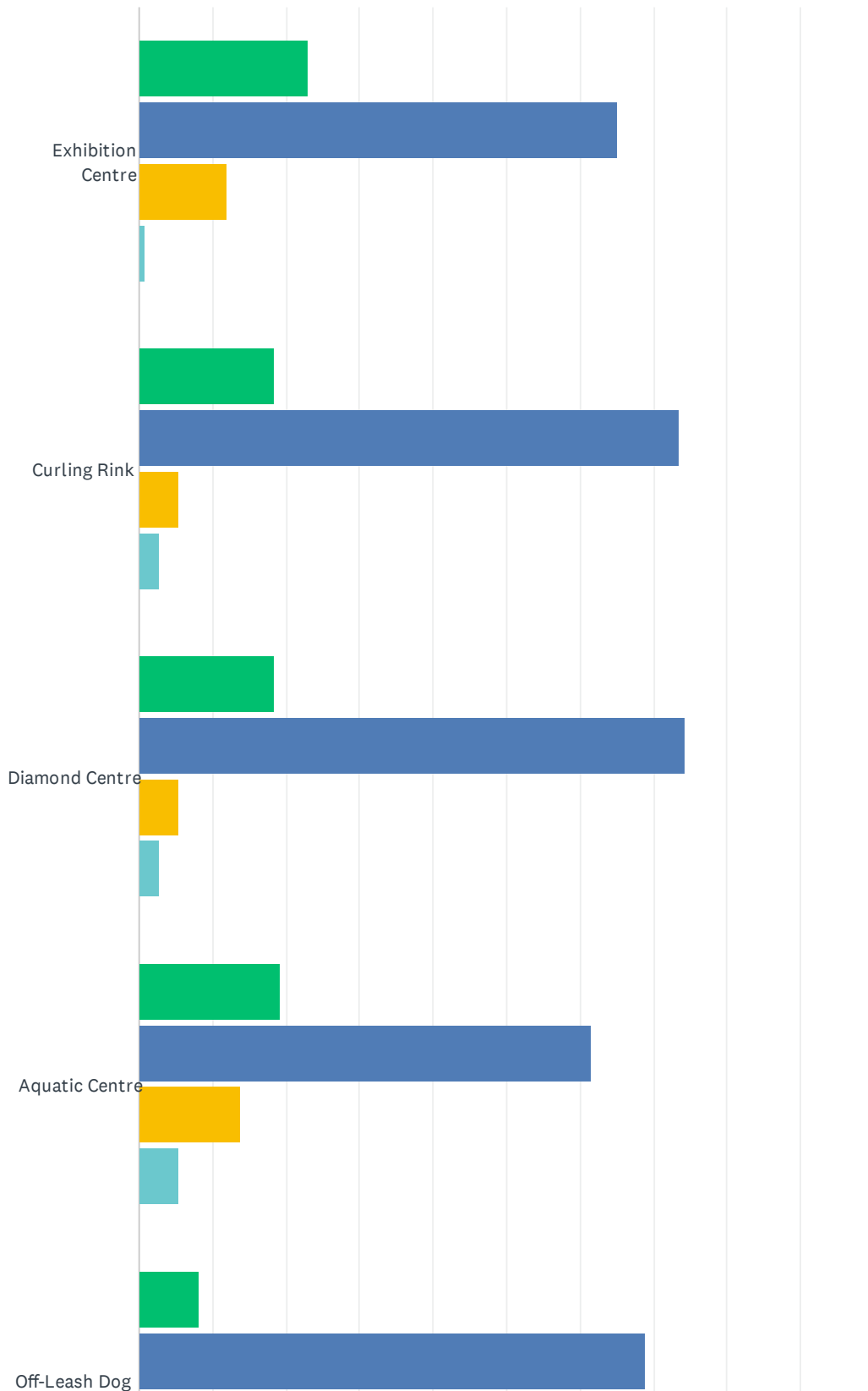


Mayerthorpe Citizen Survey 2021

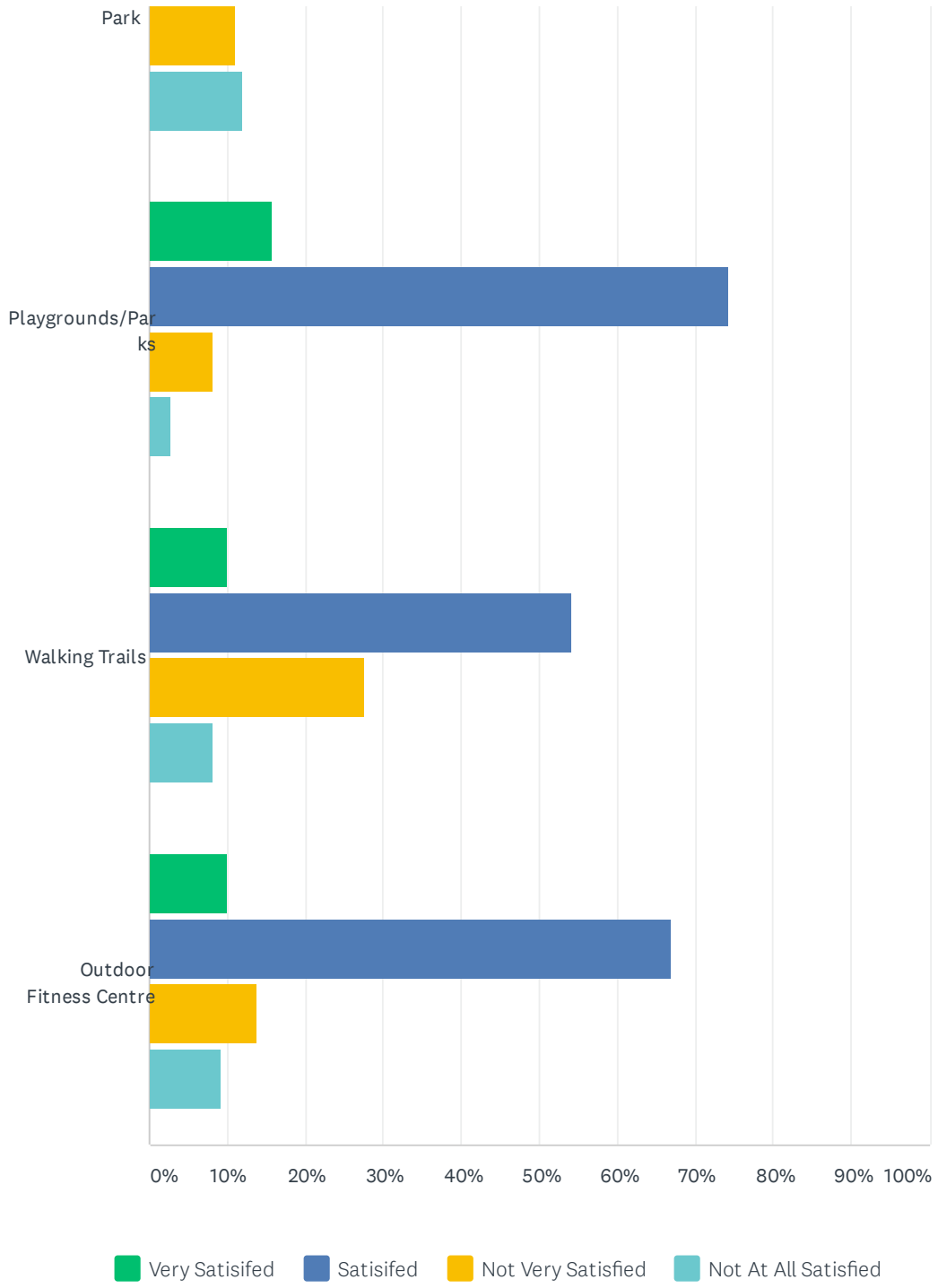
	VERY IMPORTANT	IMPORTANT	NOT VERY IMPORTANT	NOT AT ALL IMPORTANT	TOTAL RESPONDENTS
Exhibition Centre	42.20% 46	47.71% 52	9.17% 10	1.83% 2	109
Curling Rink	32.11% 35	46.79% 51	15.60% 17	5.50% 6	109
Diamond Centre	46.79% 51	47.71% 52	5.50% 6	0.00% 0	109
Aquatic Centre	49.54% 54	45.87% 50	4.59% 5	0.00% 0	109
Off-Leash Dog Park	29.36% 32	41.28% 45	21.10% 23	9.17% 10	109
Playgrounds/Parks	51.38% 56	44.95% 49	4.59% 5	0.00% 0	109
Walking Trails	44.04% 48	45.87% 50	8.26% 9	2.75% 3	109
Outdoor Fitness Centre	24.77% 27	40.37% 44	28.44% 31	6.42% 7	109

Q15 How satisfied are you with amenities offered at the following, even if you do not use this services?

Answered: 109 Skipped: 31



Mayerthorpe Citizen Survey 2021

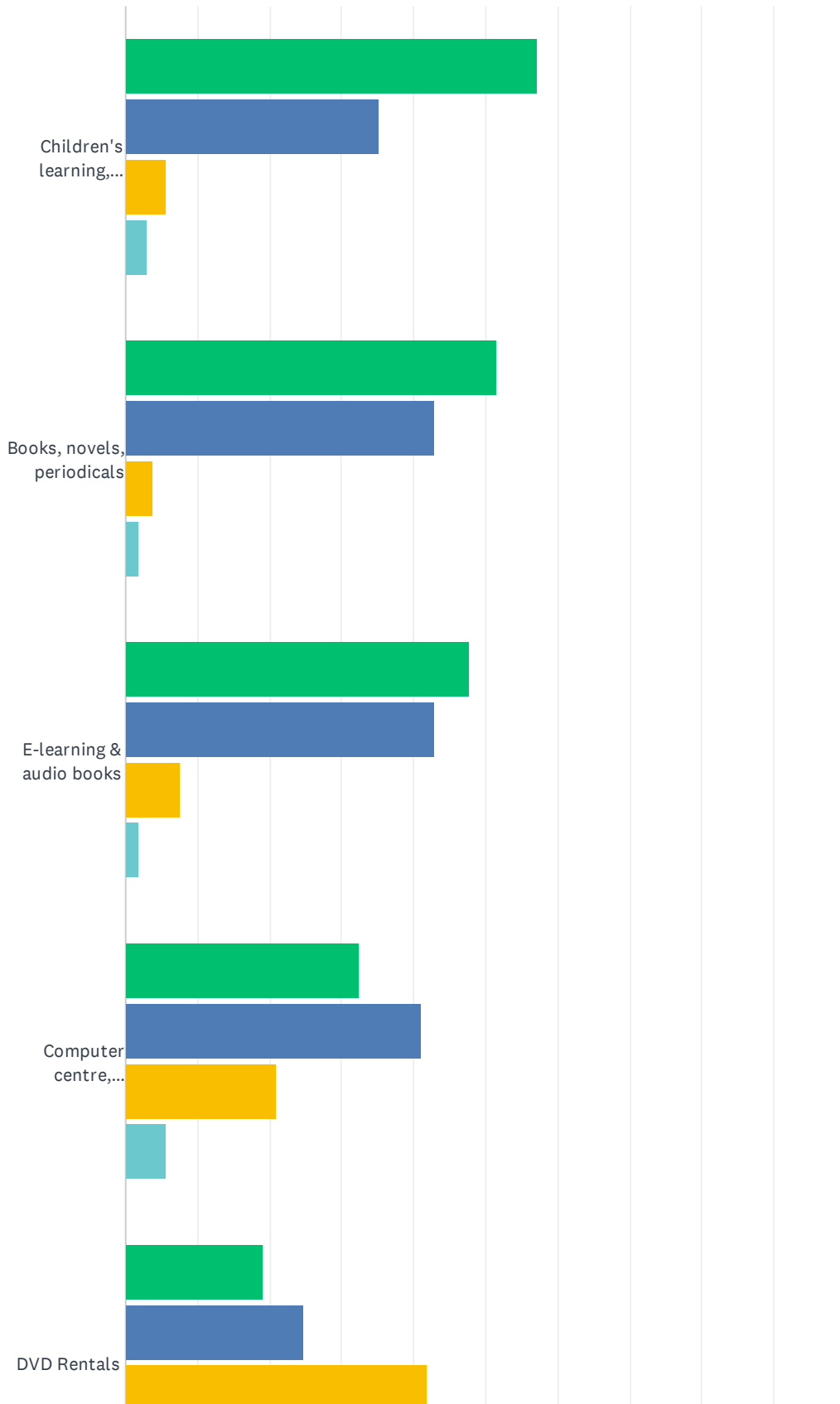


Mayerthorpe Citizen Survey 2021

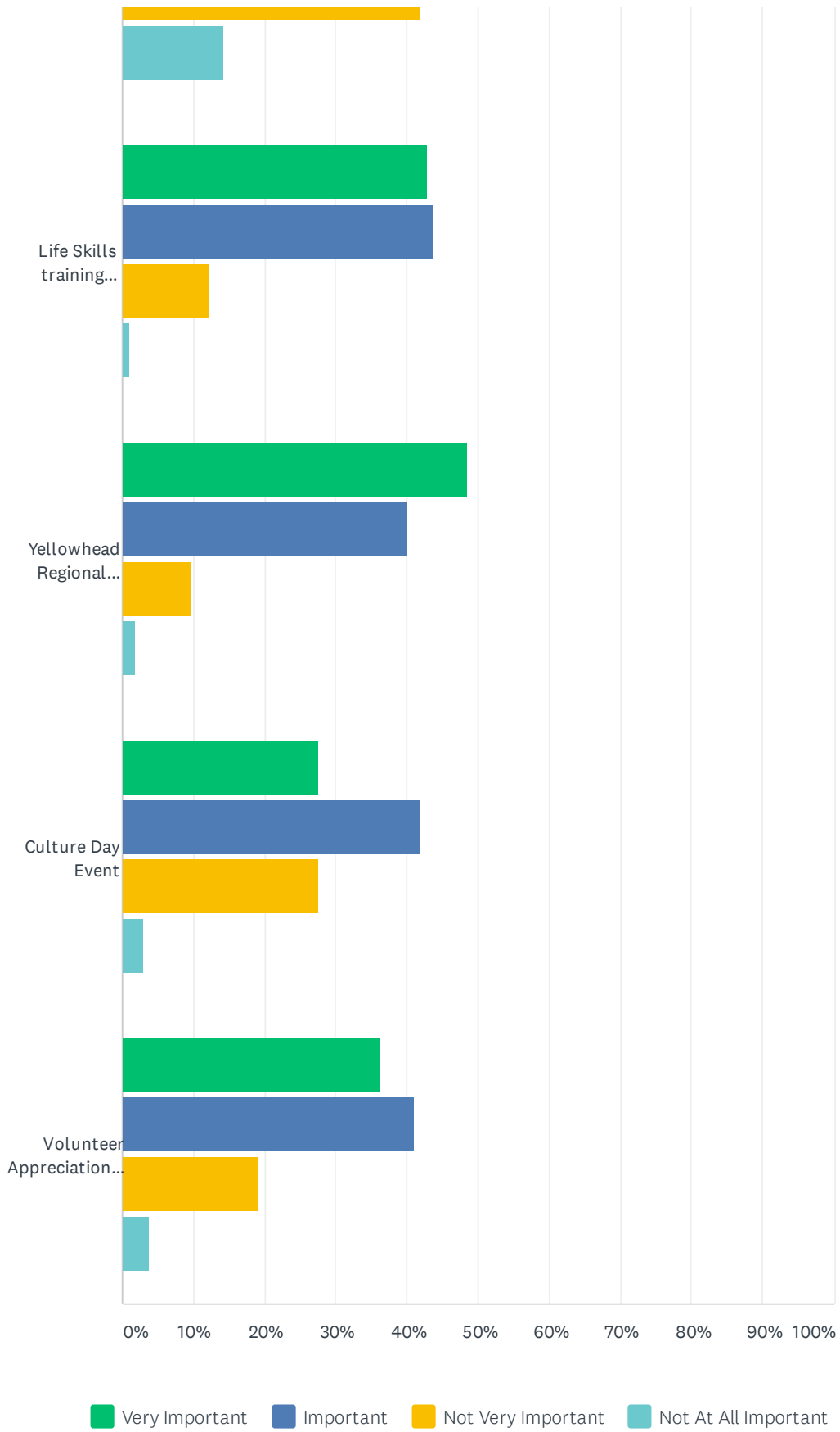
	VERY SATISFIED	SATISFIED	NOT VERY SATISFIED	NOT AT ALL SATISFIED	TOTAL RESPONDENTS
Exhibition Centre	22.94% 25	65.14% 71	11.93% 13	0.92% 1	109
Curling Rink	18.35% 20	73.39% 80	5.50% 6	2.75% 3	109
Diamond Centre	18.35% 20	74.31% 81	5.50% 6	2.75% 3	109
Aquatic Centre	19.27% 21	61.47% 67	13.76% 15	5.50% 6	109
Off-Leash Dog Park	8.26% 9	68.81% 75	11.01% 12	11.93% 13	109
Playgrounds/Parks	15.60% 17	74.31% 81	8.26% 9	2.75% 3	109
Walking Trails	10.09% 11	54.13% 59	27.52% 30	8.26% 9	109
Outdoor Fitness Centre	10.09% 11	66.97% 73	13.76% 15	9.17% 10	109

Q16 How important are the following, even if you do not use this service?

Answered: 105 Skipped: 35



Mayerthorpe Citizen Survey 2021

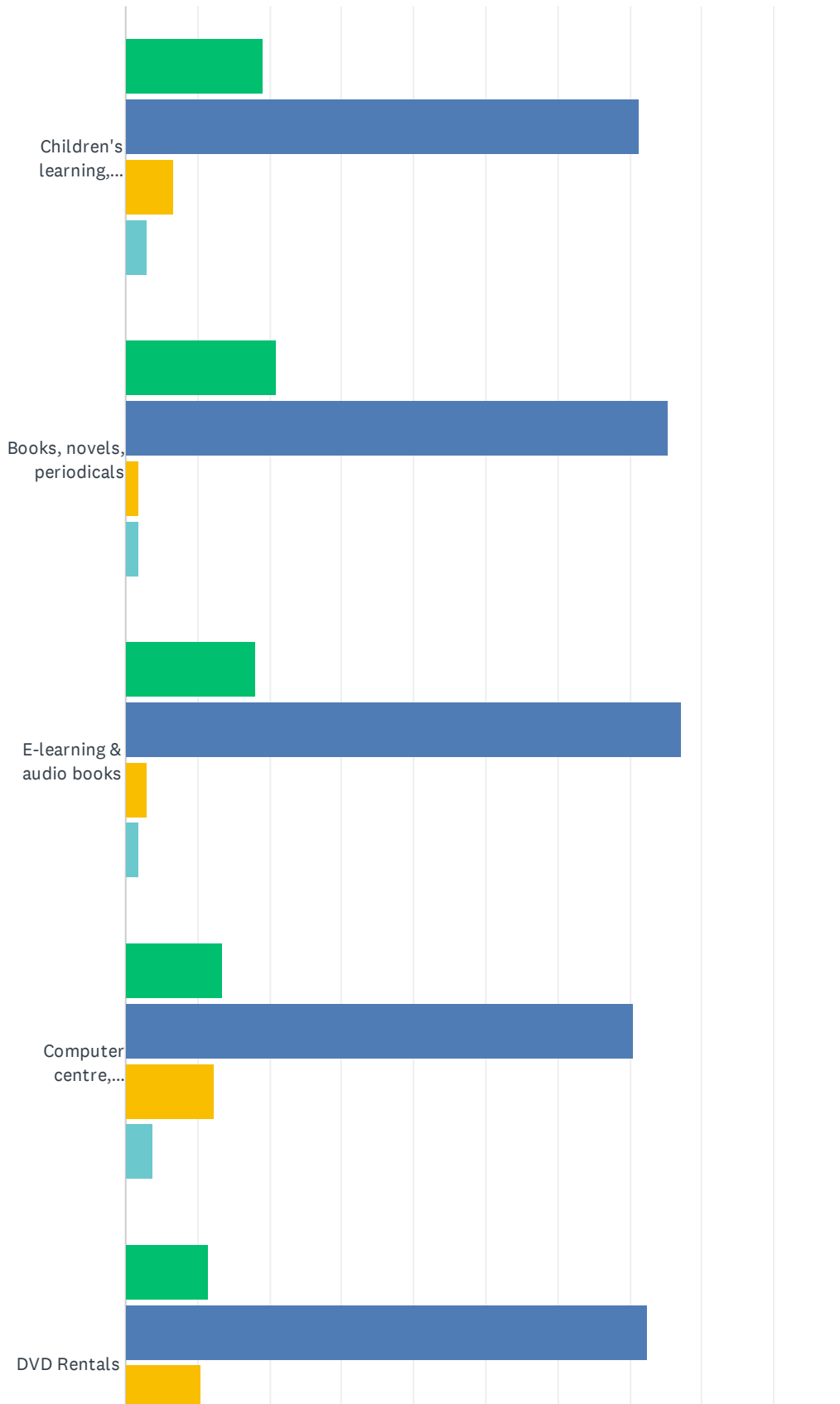


Mayerthorpe Citizen Survey 2021

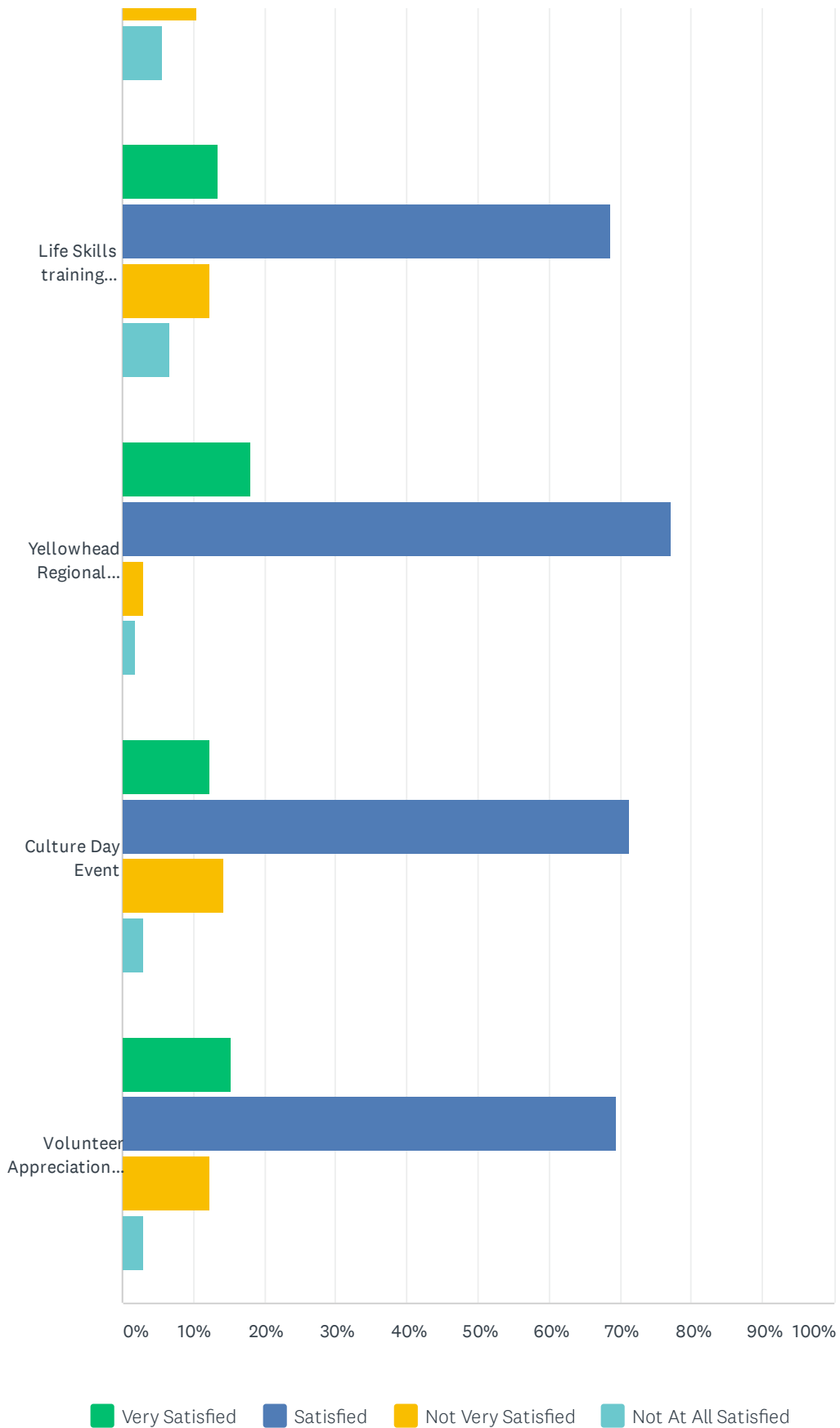
	VERY IMPORTANT	IMPORTANT	NOT VERY IMPORTANT	NOT AT ALL IMPORTANT	TOTAL RESPONDENTS
Children's learning, programming, and toys/games	57.14% 60	35.24% 37	5.71% 6	2.86% 3	105
Books, novels, periodicals	51.43% 54	42.86% 45	3.81% 4	1.90% 2	105
E-learning & audio books	47.62% 50	42.86% 45	7.62% 8	1.90% 2	105
Computer centre, software, video games	32.38% 34	40.95% 43	20.95% 22	5.71% 6	105
DVD Rentals	19.05% 20	24.76% 26	41.90% 44	14.29% 15	105
Life Skills training (crochet, culinary, art, photography, resume writing, etc.)	42.86% 45	43.81% 46	12.38% 13	0.95% 1	105
Yellowhead Regional Library Services (Book transfers, Supernet Access, etc.)	48.57% 51	40.00% 42	9.52% 10	1.90% 2	105
Culture Day Event	27.62% 29	41.90% 44	27.62% 29	2.86% 3	105
Volunteer Appreciation Event	36.19% 38	40.95% 43	19.05% 20	3.81% 4	105

Q17 How satisfied are the following, even if you do not use this service?

Answered: 105 Skipped: 35



Mayerthorpe Citizen Survey 2021

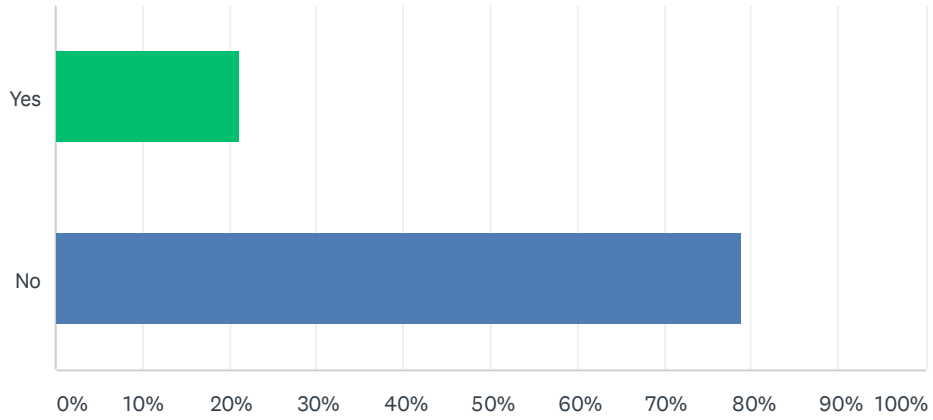


Mayerthorpe Citizen Survey 2021

	VERY SATISFIED	SATISFIED	NOT VERY SATISFIED	NOT AT ALL SATISFIED	TOTAL RESPONDENTS
Children's learning, programming, and toys/games	19.05% 20	71.43% 75	6.67% 7	2.86% 3	105
Books, novels, periodicals	20.95% 22	75.24% 79	1.90% 2	1.90% 2	105
E-learning & audio books	18.10% 19	77.14% 81	2.86% 3	1.90% 2	105
Computer centre, software, video games	13.33% 14	70.48% 74	12.38% 13	3.81% 4	105
DVD Rentals	11.43% 12	72.38% 76	10.48% 11	5.71% 6	105
Life Skills training (crochet, culinary, art, photography, resume writing, etc.)	13.33% 14	68.57% 72	12.38% 13	6.67% 7	105
Yellowhead Regional Library Services (Book transfers, Supernet Access, etc.)	18.10% 19	77.14% 81	2.86% 3	1.90% 2	105
Culture Day Event	12.38% 13	71.43% 75	14.29% 15	2.86% 3	105
Volunteer Appreciation Event	15.24% 16	69.52% 73	12.38% 13	2.86% 3	105

Q18 Have you contacted a Councillor in the past six months?

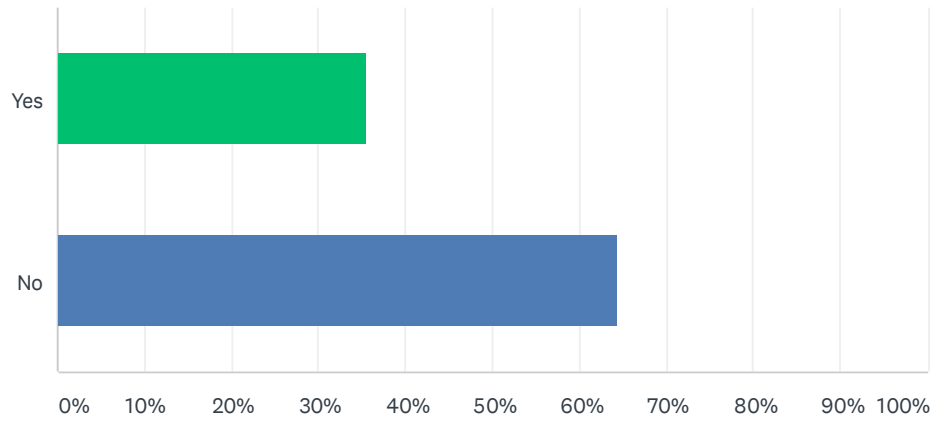
Answered: 104 Skipped: 36



ANSWER CHOICES	RESPONSES	
Yes	21.15%	22
No	78.85%	82
Total Respondents: 104		

Q19 Did the Councillor respond to your inquiry in a timely manner?

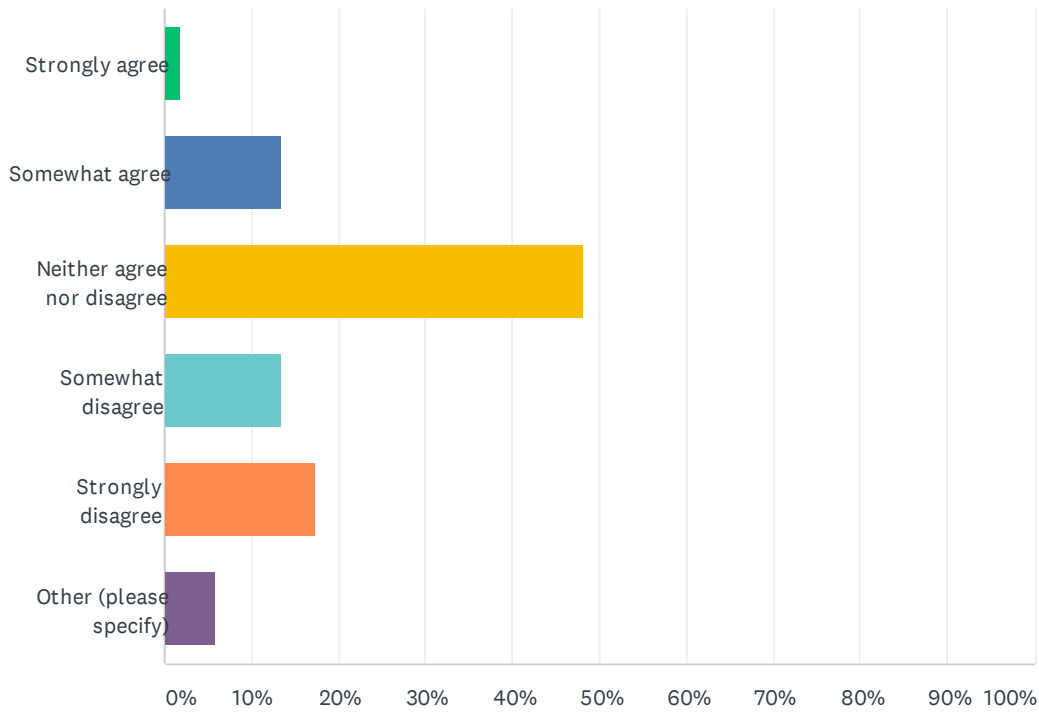
Answered: 104 Skipped: 36



ANSWER CHOICES	RESPONSES	
Yes	35.58%	37
No	64.42%	67
Total Respondents: 104		

Q20 Please select one of the following regarding your ability to influence municipal decisions made by Council affecting Mayerthorpe ?

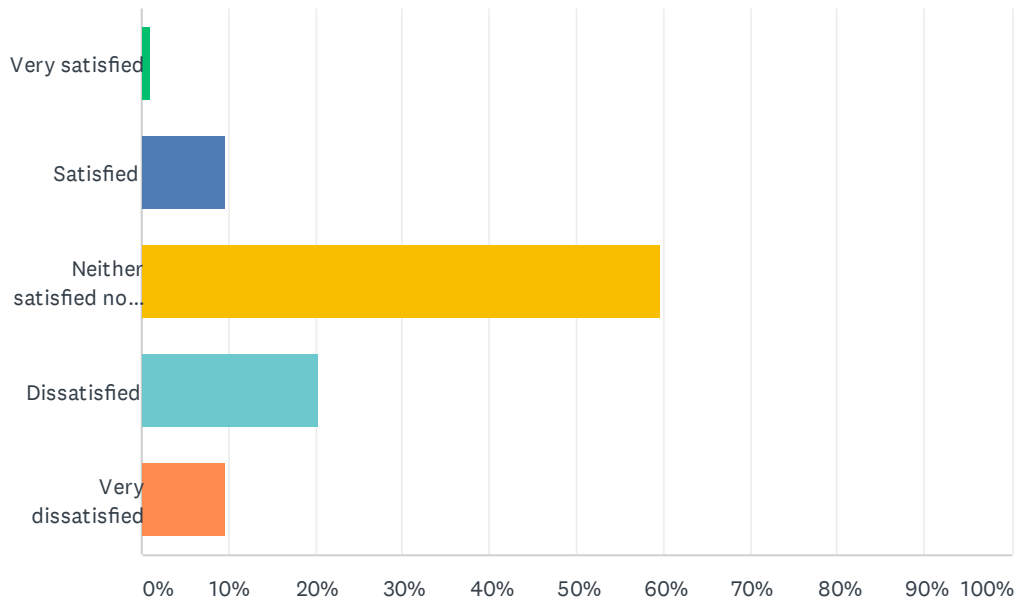
Answered: 104 Skipped: 36



ANSWER CHOICES	RESPONSES	
Strongly agree	1.92%	2
Somewhat agree	13.46%	14
Neither agree nor disagree	48.08%	50
Somewhat disagree	13.46%	14
Strongly disagree	17.31%	18
Other (please specify)	5.77%	6
Total Respondents: 104		

Q21 How satisfied are you with your ability to influence municipal decisions made by Council affecting Mayerthorpe?

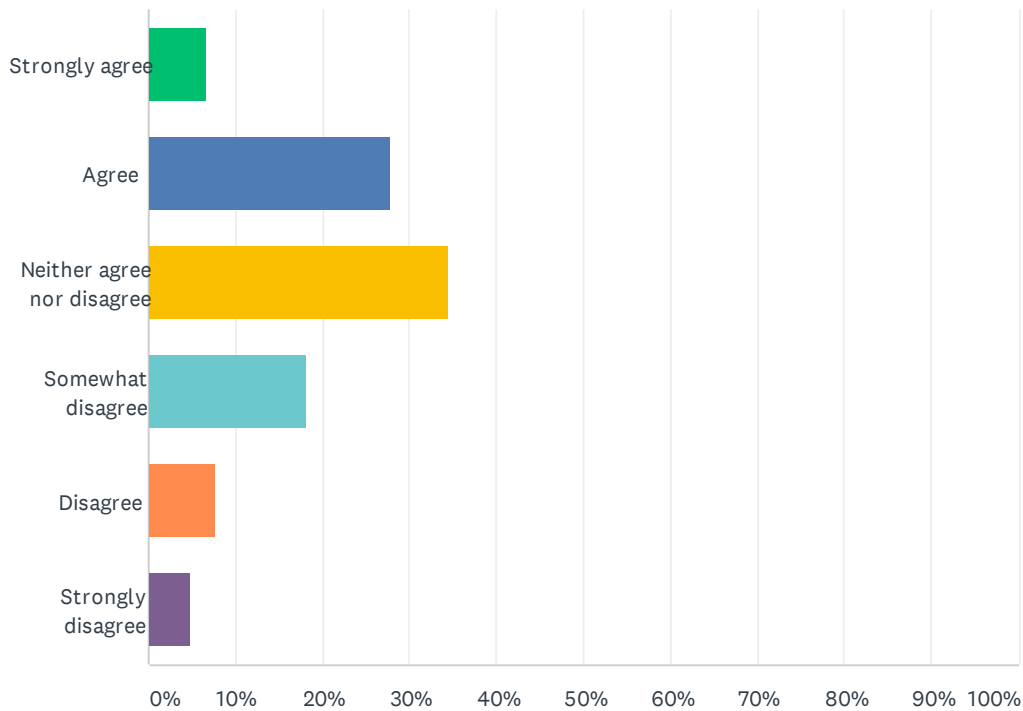
Answered: 104 Skipped: 36



ANSWER CHOICES	RESPONSES	
Very satisfied	0.96%	1
Satisfied	9.62%	10
Neither satisfied nor dissatisfied	59.62%	62
Dissatisfied	20.19%	21
Very dissatisfied	9.62%	10
Total Respondents: 104		

Q22 Do you agree or disagree that Council communication is meeting the needs of the community? Quick Fact: Council communications consist of Mayor Videos, Press Releases, Mayor's Message in Newsletter, Budget Highlights and Financial Report, Town Halls, and one on one meetings, telephone calls, or letters.

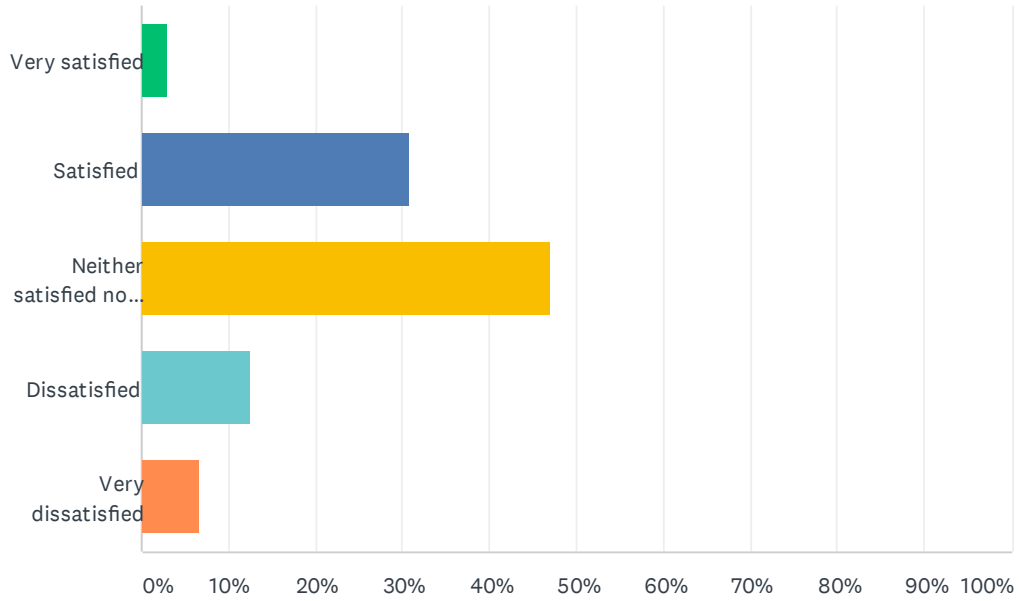
Answered: 104 Skipped: 36



ANSWER CHOICES	RESPONSES
Strongly agree	6.73% 7
Agree	27.88% 29
Neither agree nor disagree	34.62% 36
Somewhat disagree	18.27% 19
Disagree	7.69% 8
Strongly disagree	4.81% 5
Total Respondents: 104	

Q23 Please rate your satisfaction with Council communications ?

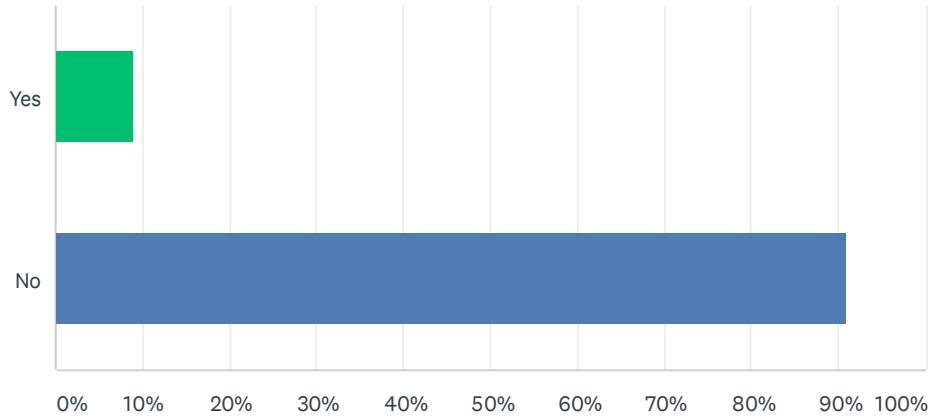
Answered: 104 Skipped: 36



ANSWER CHOICES	RESPONSES	
Very satisfied	2.88%	3
Satisfied	30.77%	32
Neither satisfied nor dissatisfied	47.12%	49
Dissatisfied	12.50%	13
Very dissatisfied	6.73%	7
Total Respondents: 104		

Q24 Did you know that in 2020 the Town of Mayerthorpe increased its Statement of Financial Position Total Assets by \$1,444,109 being a total of \$30,177,953?

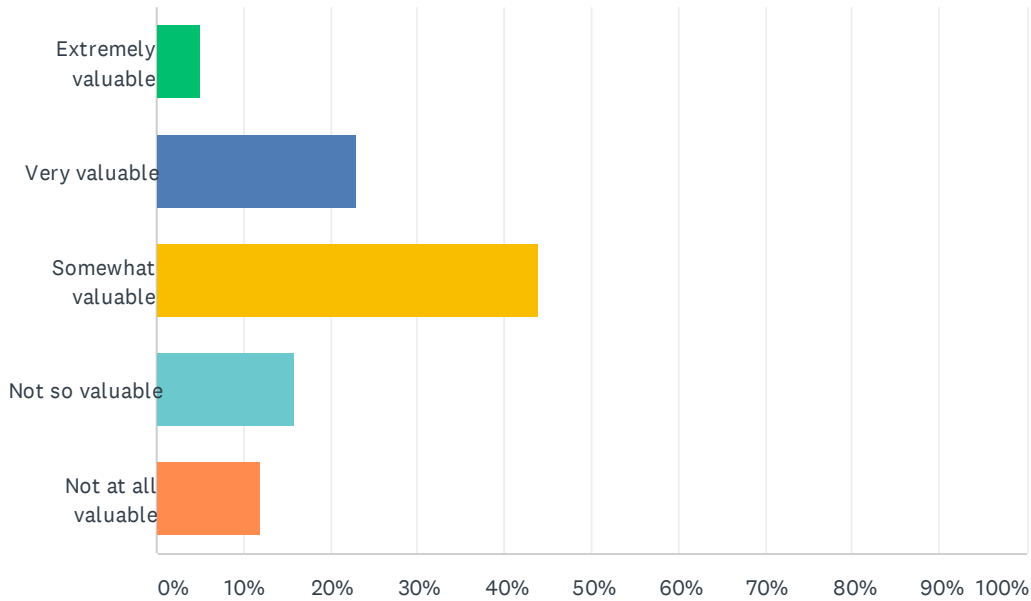
Answered: 100 Skipped: 40



ANSWER CHOICES	RESPONSES	
Yes	9.00%	9
No	91.00%	91
Total Respondents: 100		

Q25 Town taxes and user fees (water/sewer/waste/facility fees/equipment rental, etc.) pay for all the Town services you have access to. Please rate the value you feel you receive from the municipal taxes and fees you pay to the Town. Quick Fact: Based on 2020, Mayerthorpe's municipal tax rate is 7.27% lower than Viking (population of 1,083) and is 33.51% lower than Oyen (population of 1,022) and is .26% lower than Two Hills (population of 1,443).

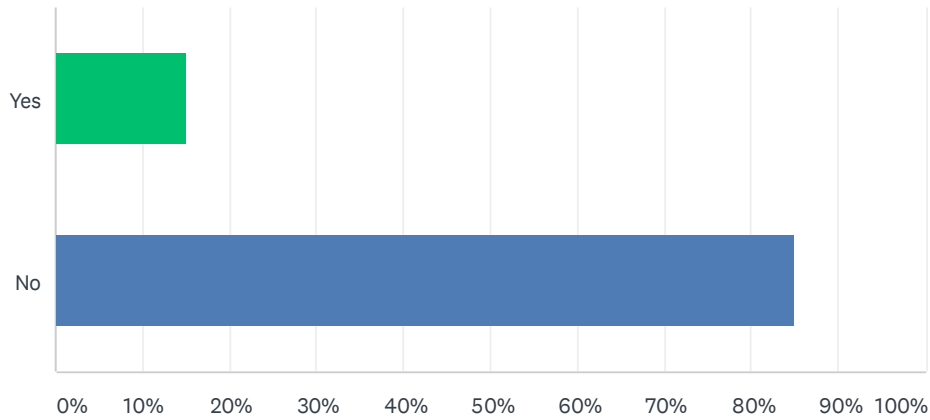
Answered: 100 Skipped: 40



ANSWER CHOICES	RESPONSES	
Extremely valuable	5.00%	5
Very valuable	23.00%	23
Somewhat valuable	44.00%	44
Not so valuable	16.00%	16
Not at all valuable	12.00%	12
Total Respondents: 100		

Q26 Did you know that in 2019, the Town of Mayerthorpe met twelve (12) out of thirteen (13) municipal performance indicators (financial, governance, and community) demonstrating that the Town is viable?

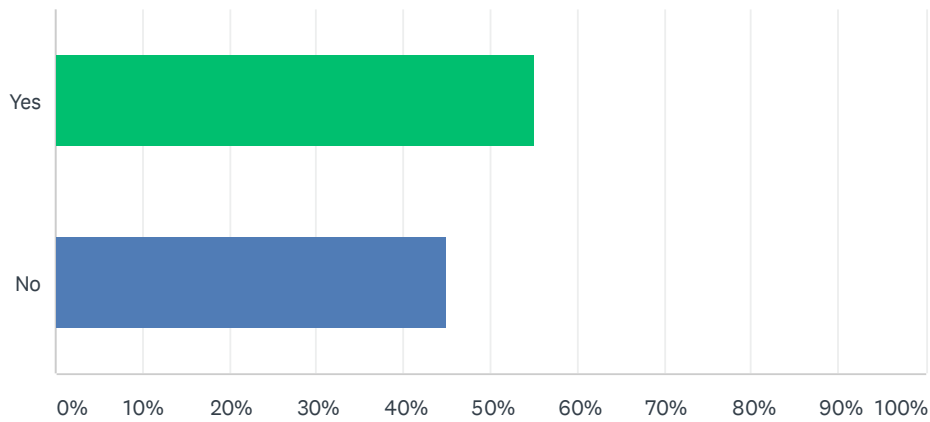
Answered: 100 Skipped: 40



ANSWER CHOICES	RESPONSES	
Yes	15.00%	15
No	85.00%	85
Total Respondents: 100		

Q27 Did you know that the Province downloaded policing costs to municipalities with populations of 5,000 or less? Specifically, where Mayerthorpe is concerned, ratepayers will see an increase in municipal taxes in 2020 - \$23,064, 2021 - \$34,620, and 2022 - \$46,127 as a direct result.

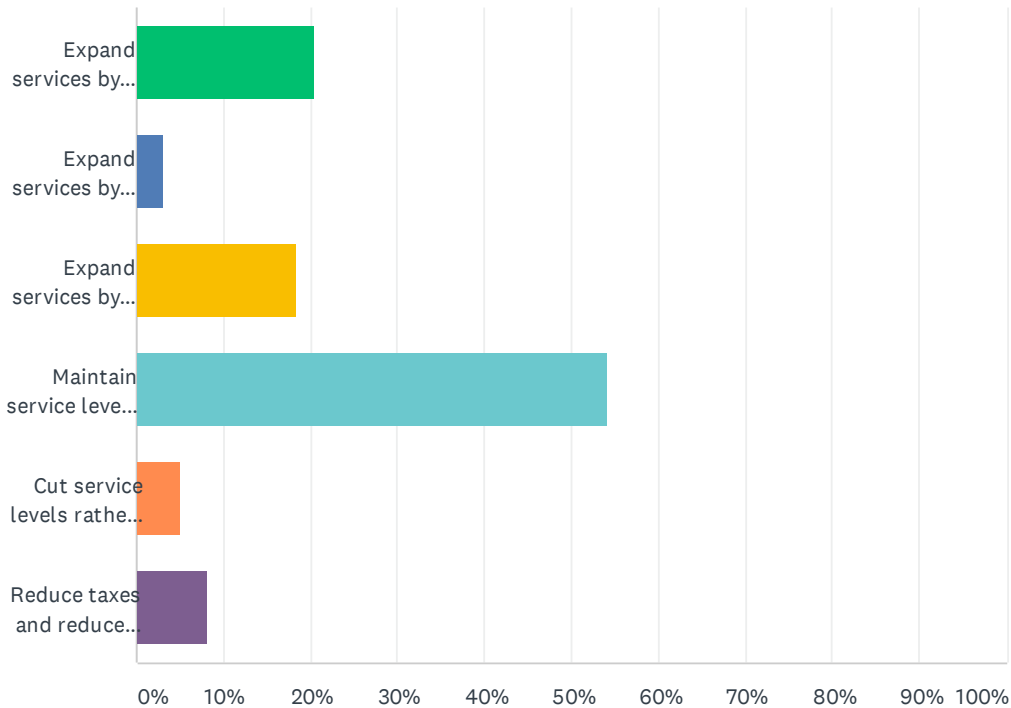
Answered: 100 Skipped: 40



ANSWER CHOICES	RESPONSES
Yes	55.00% 55
No	45.00% 45
Total Respondents: 100	

Q28 The Town must balance Town taxes and user fees WITH service delivery levels established by Council. To do this, which one of the following options would you most like Council to pursue?

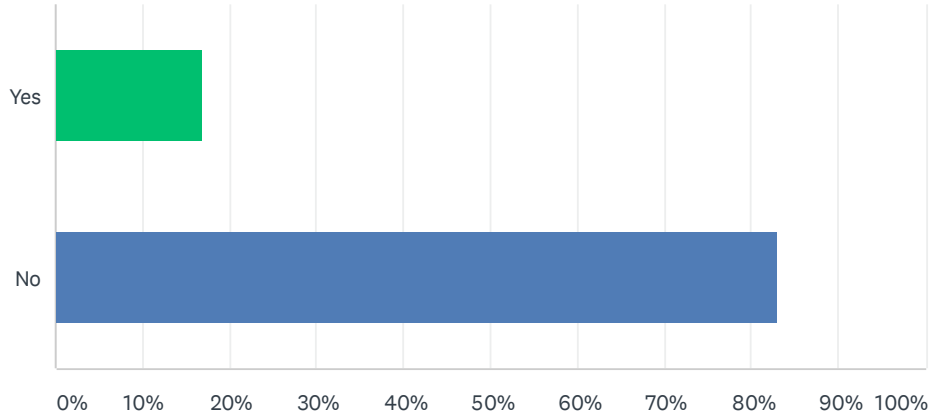
Answered: 98 Skipped: 42



ANSWER CHOICES	RESPONSES
Expand services by increasing USER FEES	20.41% 20
Expand services by increasing TAXES	3.06% 3
Expand services by increasing USER FEES and TAXES (use the comment box to break down percentages eg.) 50% USER, 50% TAXES)	18.37% 18
Maintain service levels — only increase user fees and taxes to account for inflation	54.08% 53
Cut service levels rather than increase taxes and user fees	5.10% 5
Reduce taxes and reduce service levels	8.16% 8
Total Respondents: 98	

Q29 Did you know that the Town of Mayerthorpe underwent a Municipal Accountability Review in 2020 to ensure compliance with statutes and regulations essential to good governance, the successful operation of a municipality and the viability, safety and well-being of a community and that the Town of Mayerthorpe currently complies with all thirty-six legislative requirements?

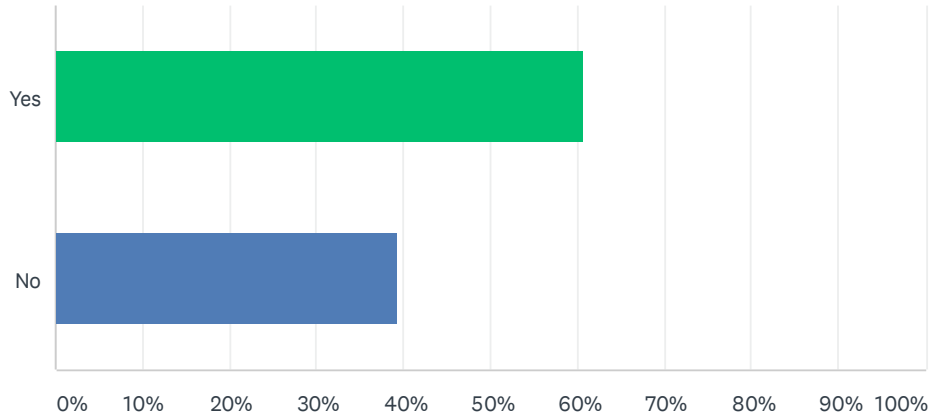
Answered: 100 Skipped: 40



ANSWER CHOICES	RESPONSES
Yes	17.00% 17
No	83.00% 83
Total Respondents: 100	

Q30 Have you contacted or dealt with the Town or a Town employee in the last six months?

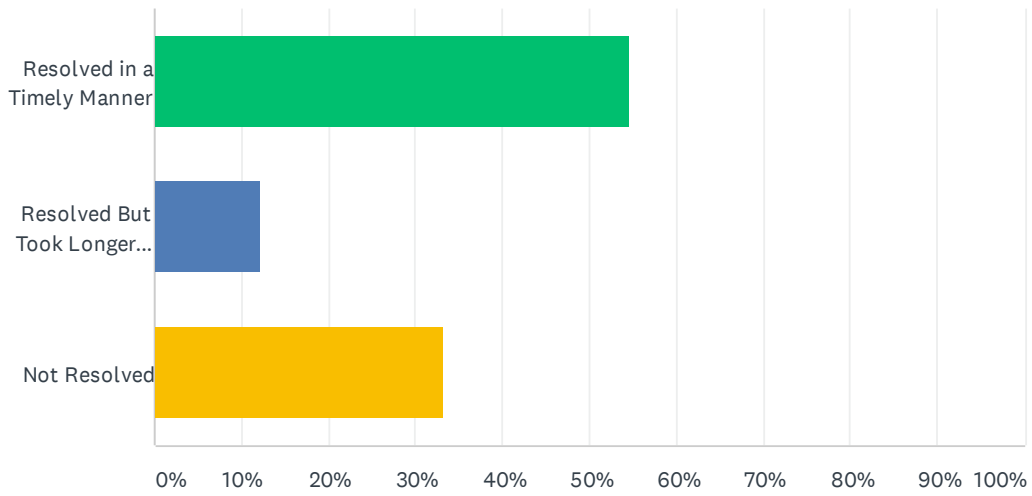
Answered: 99 Skipped: 41



ANSWER CHOICES	RESPONSES	
Yes	60.61%	60
No	39.39%	39
Total Respondents: 99		

Q31 If you answered "Yes", would you say the matter you contacted the Town was:

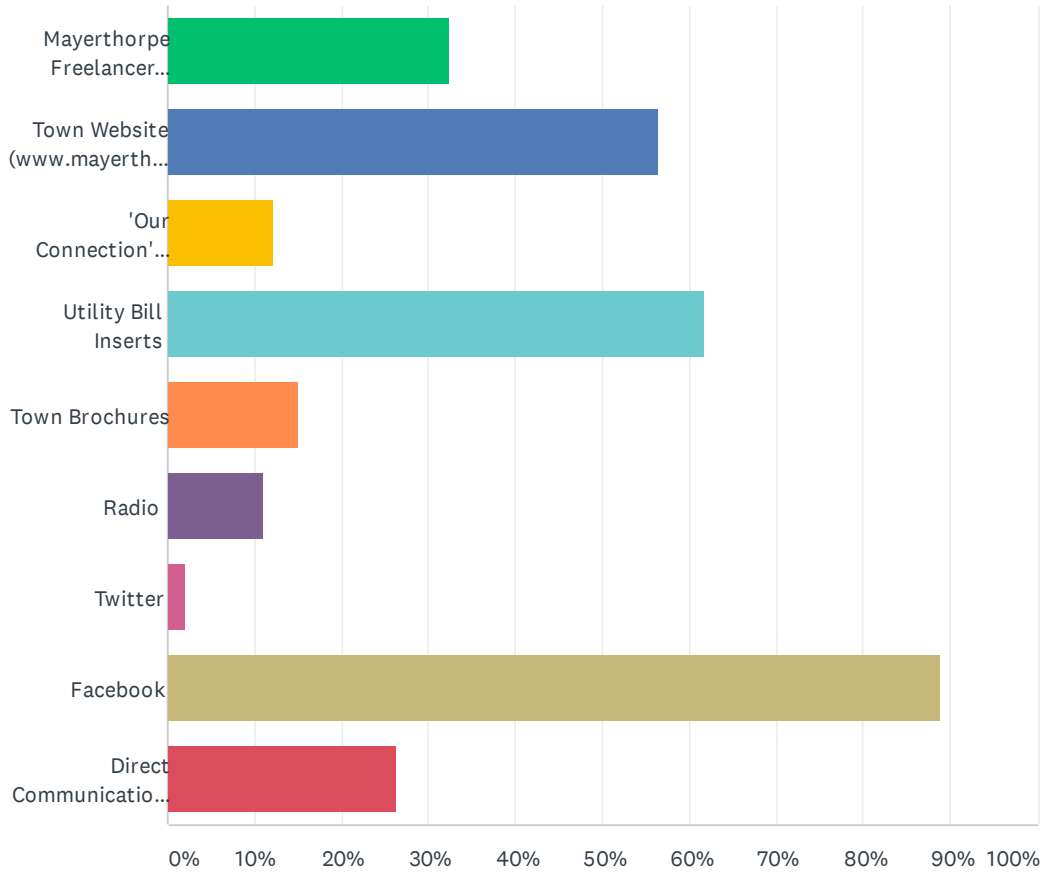
Answered: 99 Skipped: 41



ANSWER CHOICES	RESPONSES	
Resolved in a Timely Manner	54.55%	54
Resolved But Took Longer Than Expected	12.12%	12
Not Resolved	33.33%	33
Total Respondents: 99		

Q32 What are your THREE main sources of information about the Town's news, programs, bylaws, etc.?

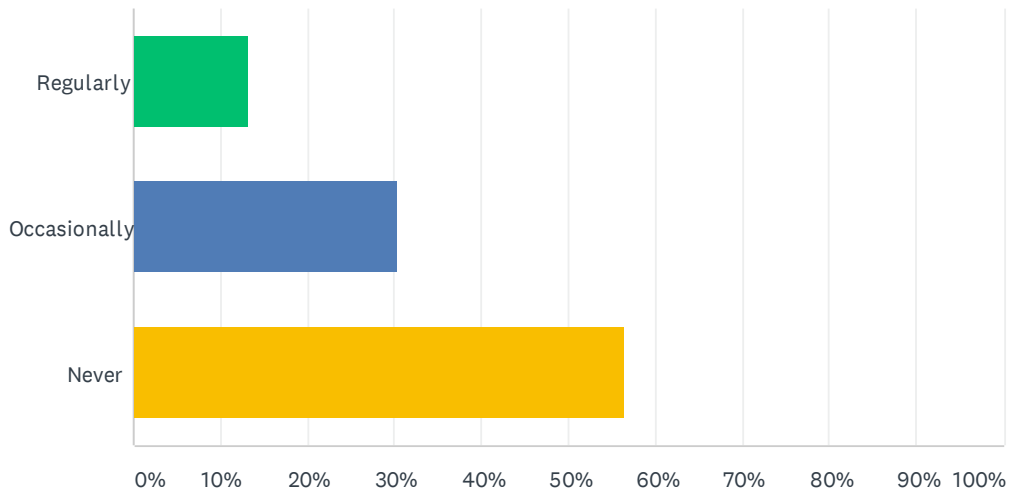
Answered: 99 Skipped: 41



ANSWER CHOICES	RESPONSES	
Mayerthorpe Freelancer Public Notices	32.32%	32
Town Website (www.mayerthorpe.ca)	56.57%	56
'Our Connection' Newsletter	12.12%	12
Utility Bill Inserts	61.62%	61
Town Brochures	15.15%	15
Radio	11.11%	11
Twitter	2.02%	2
Facebook	88.89%	88
Direct Communication - Councillor/Town Employee	26.26%	26
Total Respondents: 99		

Q33 How often do you read the Town's weekly 'Public Notices' placement in the local paper?

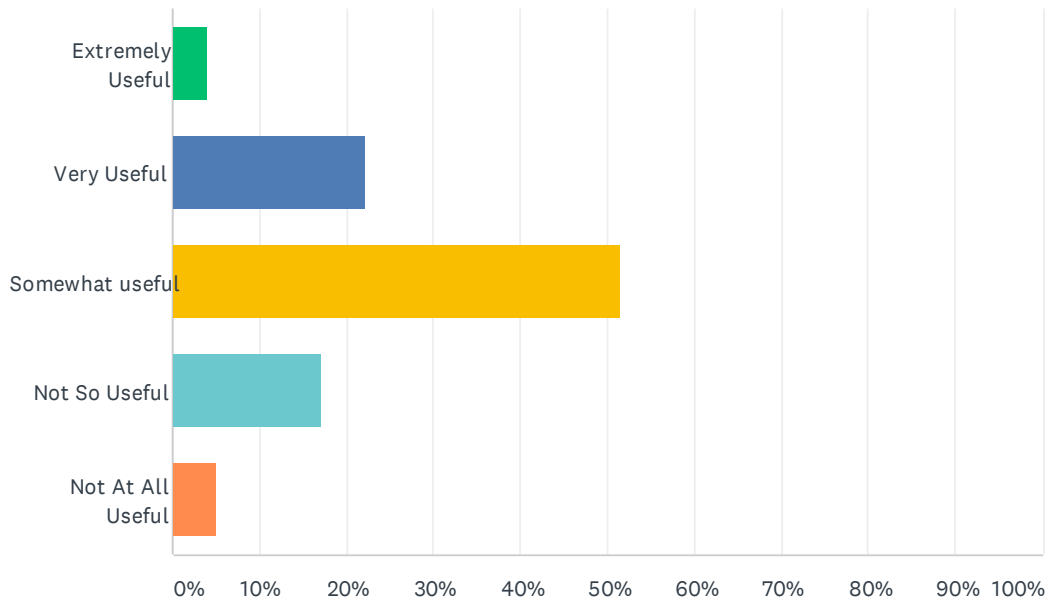
Answered: 99 Skipped: 41



ANSWER CHOICES	RESPONSES	
Regularly	13.13%	13
Occasionally	30.30%	30
Never	56.57%	56
Total Respondents: 99		

Q34 How useful do you find the Town of Mayerthorpe website (www.mayerthorpe.ca)?

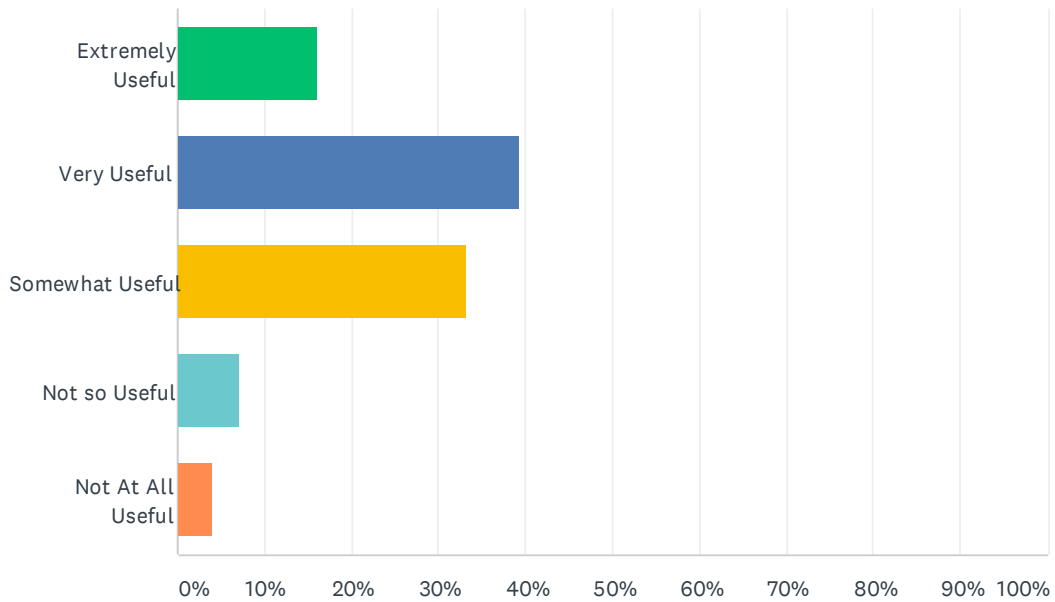
Answered: 99 Skipped: 41



ANSWER CHOICES	RESPONSES	
Extremely Useful	4.04%	4
Very Useful	22.22%	22
Somewhat useful	51.52%	51
Not So Useful	17.17%	17
Not At All Useful	5.05%	5
Total Respondents: 99		

Q35 How useful do you find the Town of Mayerthorpe Facebook Page (My Mayerthorpe)?

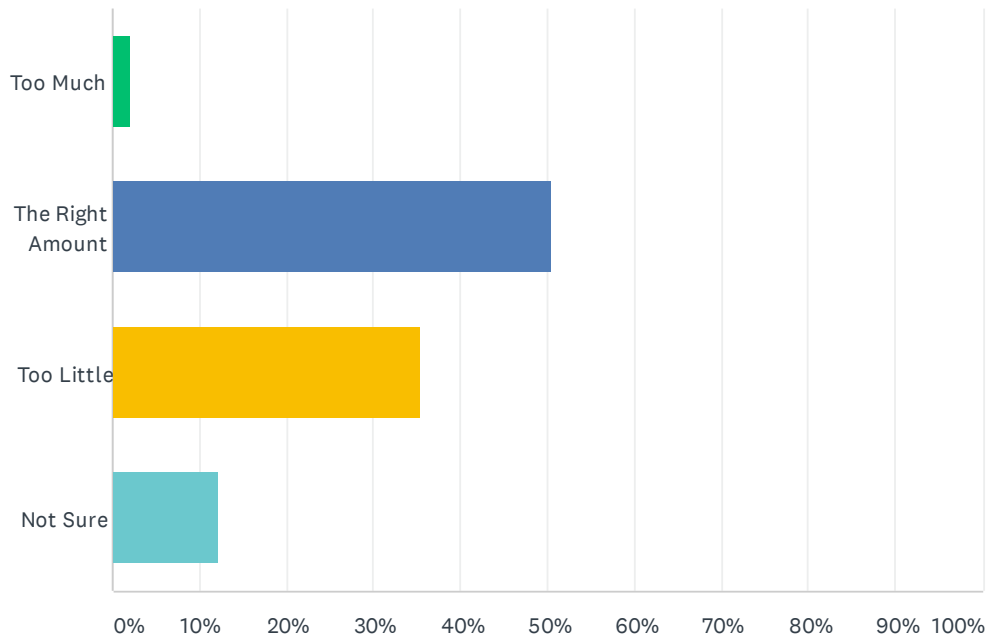
Answered: 99 Skipped: 41



ANSWER CHOICES	RESPONSES	
Extremely Useful	16.16%	16
Very Useful	39.39%	39
Somewhat Useful	33.33%	33
Not so Useful	7.07%	7
Not At All Useful	4.04%	4
Total Respondents: 99		

Q36 Considering the communications you receive from the Town, would you say you receive...

Answered: 99 Skipped: 41



ANSWER CHOICES	RESPONSES	
Too Much	2.02%	2
The Right Amount	50.51%	50
Too Little	35.35%	35
Not Sure	12.12%	12
Total Respondents: 99		

Q37 How do you believe Town of Mayerthorpe can improve its communications?

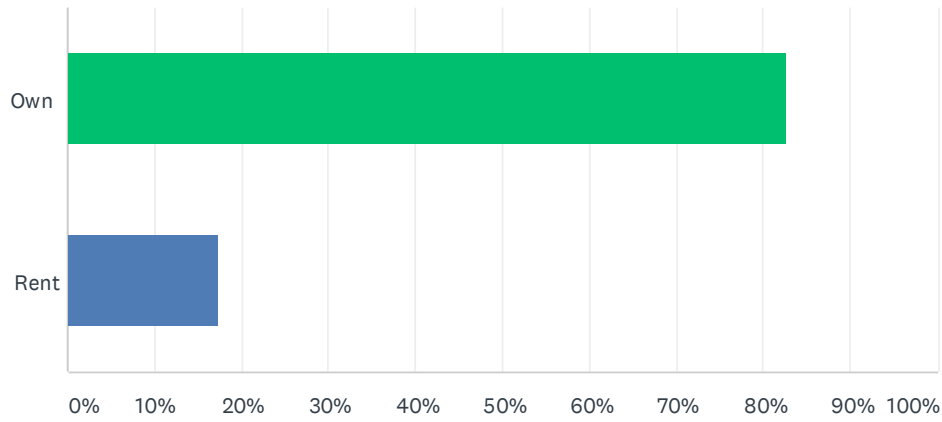
Answered: 45 Skipped: 95

Q38 OPTIONAL: What is the ONE top priority for Council of the Town of Mayerthorpe to address?

Answered: 68 Skipped: 72

Q39 Do you own or rent your PRIMARY residence in Mayerthorpe?

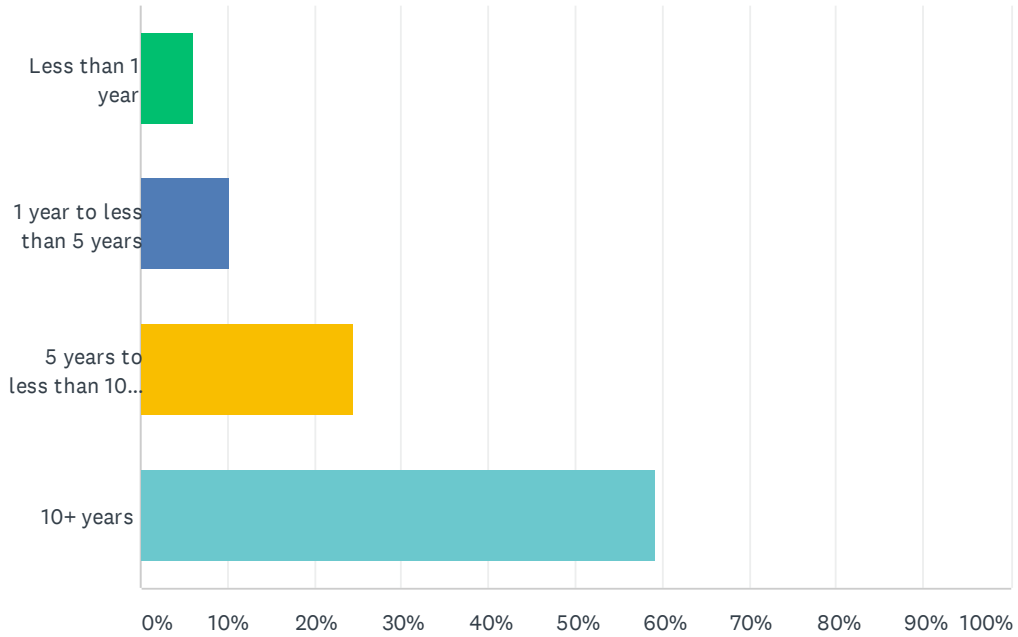
Answered: 98 Skipped: 42



ANSWER CHOICES	RESPONSES	
Own	82.65%	81
Rent	17.35%	17
Total Respondents: 98		

Q40 How long have you been a resident of Mayerthorpe?

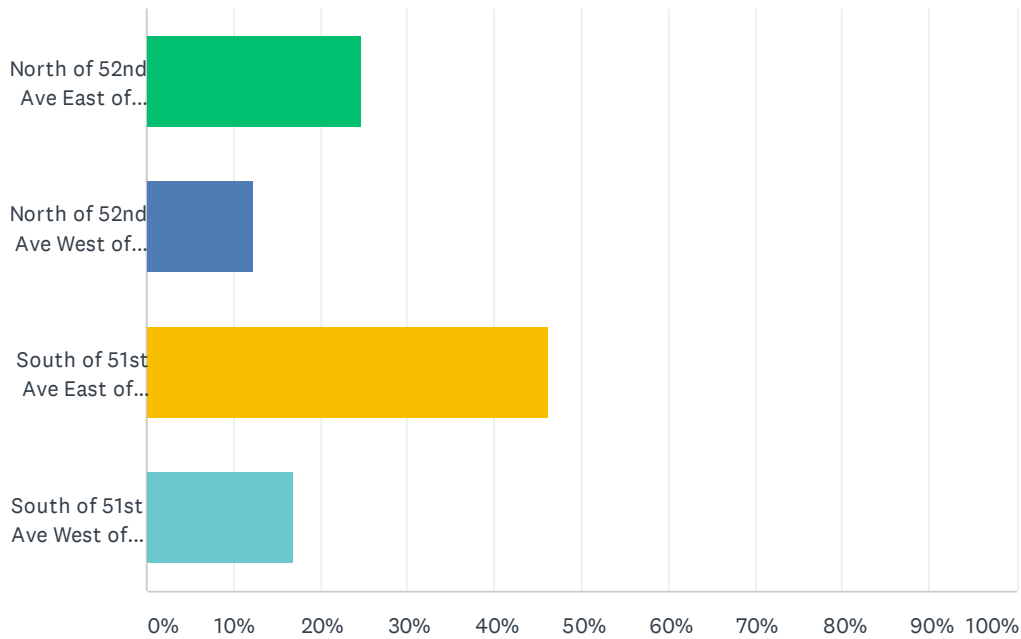
Answered: 98 Skipped: 42



ANSWER CHOICES	RESPONSES	
Less than 1 year	6.12%	6
1 year to less than 5 years	10.20%	10
5 years to less than 10 years	24.49%	24
10+ years	59.18%	58
Total Respondents: 98		

Q41 OPTIONAL: Please indicate where you live in the Town by selecting one of the following:

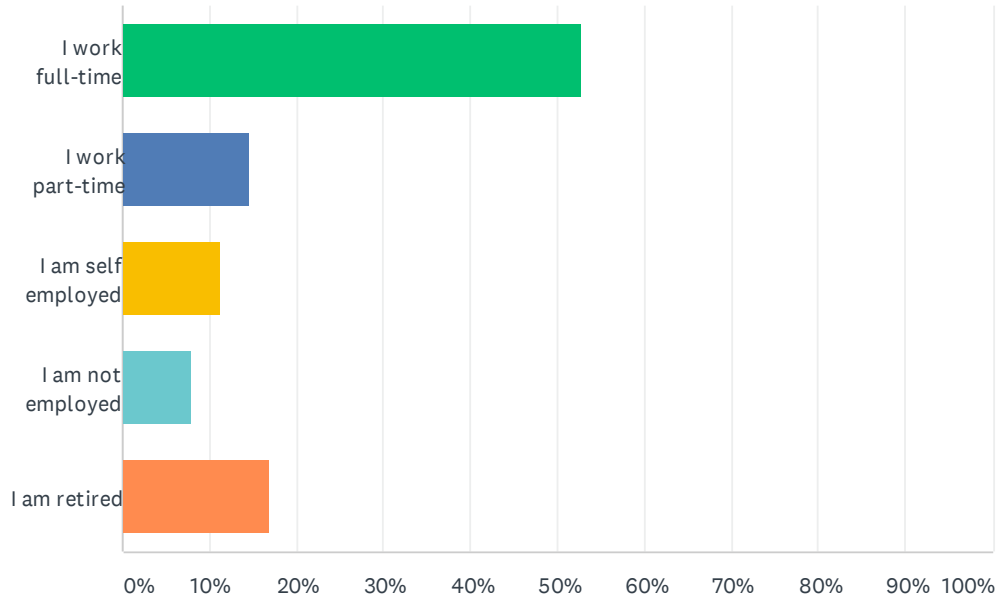
Answered: 65 Skipped: 75



ANSWER CHOICES	RESPONSES	
North of 52nd Ave East of 50th Street	24.62%	16
North of 52nd Ave West of 50th Street	12.31%	8
South of 51st Ave East of 50th Street	46.15%	30
South of 51st Ave West of 50th Street	16.92%	11
Total Respondents: 65		

Q42 OPTIONAL: Which of the following categories best applies?

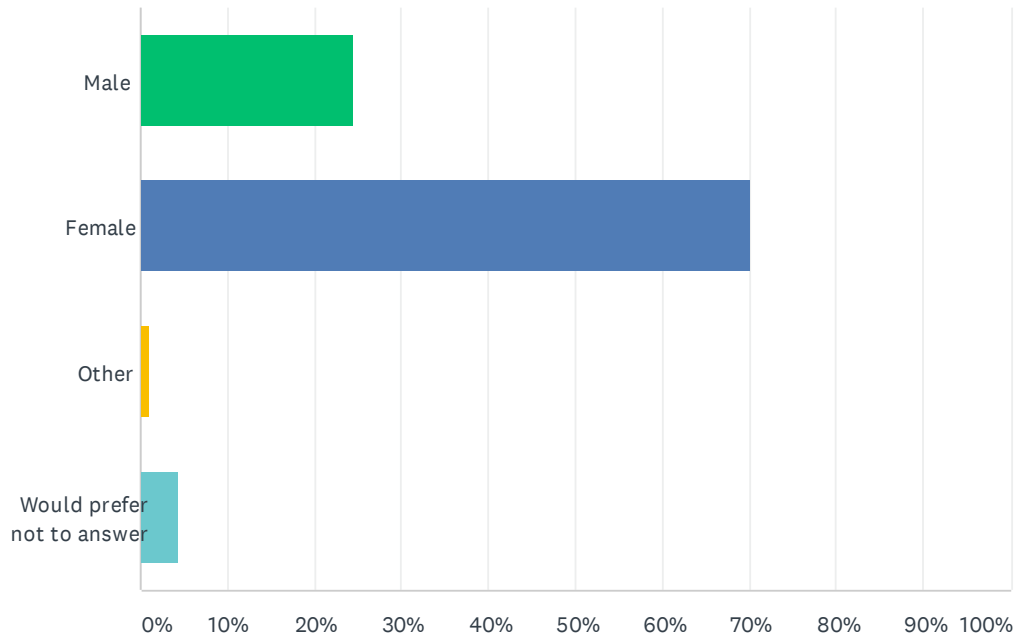
Answered: 89 Skipped: 51



ANSWER CHOICES	RESPONSES	
I work full-time	52.81%	47
I work part-time	14.61%	13
I am self employed	11.24%	10
I am not employed	7.87%	7
I am retired	16.85%	15
Total Respondents: 89		

Q43 OPTIONAL: Your gender?

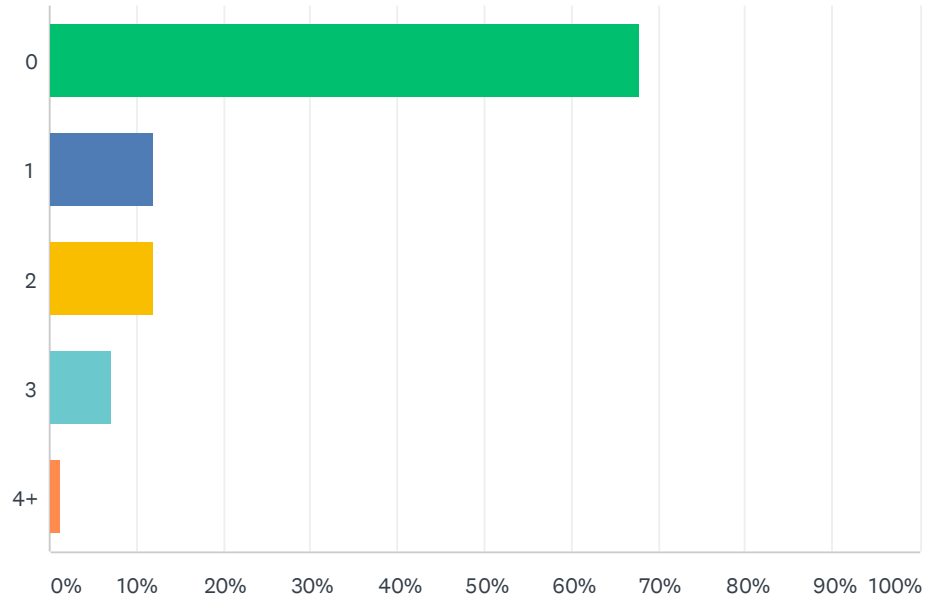
Answered: 90 Skipped: 50



ANSWER CHOICES	RESPONSES	
Male	24.44%	22
Female	70.00%	63
Other	1.11%	1
Would prefer not to answer	4.44%	4
Total Respondents: 90		

Q44 OPTIONAL: The number of children living in my residence is...

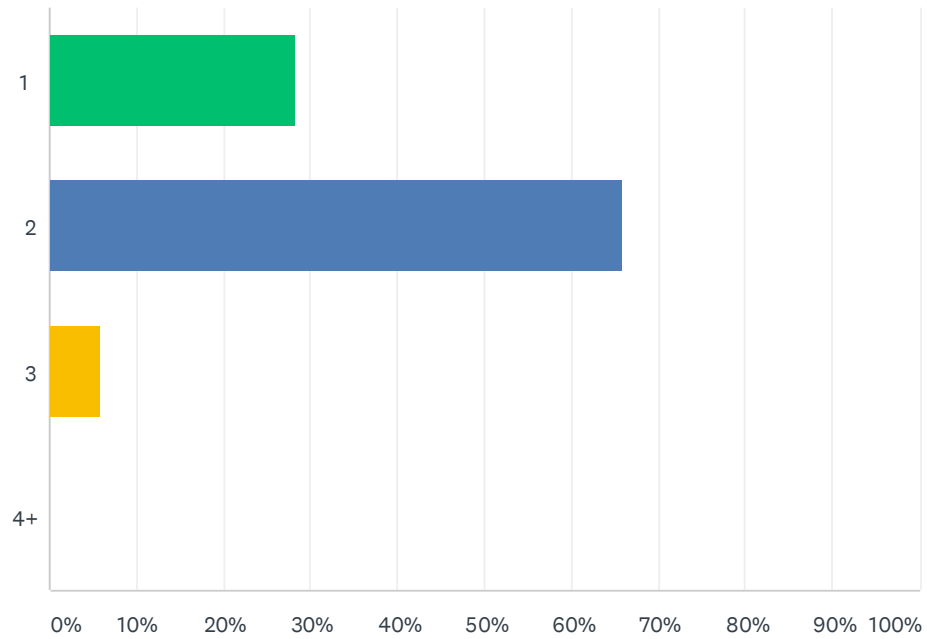
Answered: 84 Skipped: 56



ANSWER CHOICES	RESPONSES	
0	67.86%	57
1	11.90%	10
2	11.90%	10
3	7.14%	6
4+	1.19%	1
Total Respondents: 84		

Q45 OPTIONAL: The number of adults living in my residence is...

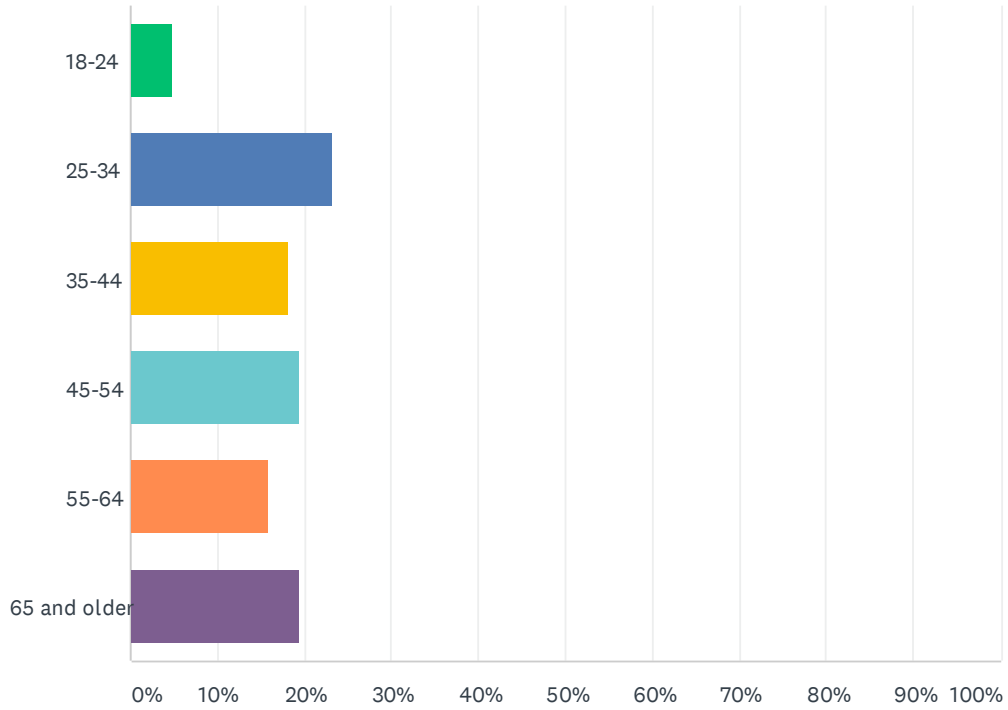
Answered: 85 Skipped: 55



ANSWER CHOICES	RESPONSES	
1	28.24%	24
2	65.88%	56
3	5.88%	5
4+	0.00%	0
Total Respondents: 85		

Q46 OPTIONAL: What age group are you in?

Answered: 82 Skipped: 58



ANSWER CHOICES	RESPONSES	
18-24	4.88%	4
25-34	23.17%	19
35-44	18.29%	15
45-54	19.51%	16
55-64	15.85%	13
65 and older	19.51%	16
Total Respondents: 82		